



Violence Policy Center

1140 19th Street, NW
Suite 600
Washington, DC 20036

202.822.8200 voice
202.822.8205 fax
www.vpc.org web

When Men Murder Women: An Analysis of 1996 Homicide Data

**Females Murdered by Males in
Single Victim/Single Offender Incidents**

September 1998

The Violence Policy Center is a national non-profit educational organization that conducts research and public education on firearms violence and provides information and analysis to policymakers, journalists, grassroots advocates, and the general public. The Center examines the role of firearms in America, analyzes trends and patterns in firearms violence, and works to develop policies to reduce firearm-related death and injury.

This author of this study was VPC Health Policy Analyst Sue Glick, MHS. Additional research assistance was provided by Marty Langley and Carolyn Puglia.

This study was funded with the support of The George Gund Foundation, The Joyce Foundation, The John D. and Catherine T. MacArthur Foundation, and The Charles Stewart Mott Foundation.

Past studies released by the Violence Policy Center include:

- *Where Did You Get That Statistic?—A Firearms and Firearms Violence Bibliography and Research Guide for Advocates Working to Reduce Firearms Violence* (February 1998)
- *License to Kill: Arrests Involving Texas Concealed Handgun License Holders* (January 1998)
- *Joe Camel With Feathers: How the NRA with Gun and Tobacco Industry Dollars Uses Its Eddie Eagle Program to Market Guns to Kids* (November 1997)
- *Cease Fire: A Comprehensive Strategy to Reduce Firearms Violence* (Revised, October 1997)
- *Who Dies?—A Look at Firearms Death and Injury in America* (August 1997)
- *Kids Shooting Kids: Stories From Across the Nation of Unintentional Shootings Among Children and Youth* (March 1997)
- *Concealing the Risk: Real-World Effects of Lax Concealed Weapons Laws* (August 1996)
- *Female Persuasion: A Study of How the Firearms Industry Markets to Women and the Reality of Women and Guns* (December 1994)
- *Use the Schools: How Federal Tax Dollars are Spent to Market Guns to Kids* (December 1994)

Violence Policy Center
1350 Connecticut Avenue, NW
Suite 825
Washington, DC 20036

202-822-8200 phone
202-822-8205 fax
www.vpc.org web

© September 1998
Violence Policy Center

The Myth: The Stranger Lurking in the Alley

Homicides against women are surrounded by an aura of mythology and sensationalism. These supposedly typical scenarios are familiar to all of us: a woman is depicted alone and vulnerable, perhaps walking on a dark street or at home asleep. Her attacker, according to this archetype, is a depraved stranger who will rape, rob, and eventually kill her.

The firearms industry is particularly enthusiastic in promulgating this image and stoking its attendant fears. After all, the gun business has a unique stake in reinforcing women's feelings of insecurity: fear sells guns. The gun lobby focuses on the threat of attack by a stranger to promote handguns as self-defense weapons for women. As a result, images of women alone, fending off attack with a handgun, abound in gun lobby publications. The following illustrations are typical.



An article in the May 1997 premiere issue of the National Rifle Association's American Guardian magazine, "What You Can Do to Protect Yourself From Carjacking," features a picture of a frightened woman pulling a handgun out of her purse to confront a knife-wielding masked stranger.



A November 1997 Guns & Ammo article, "Self-Defense: Your Primary Civil Right," features a photo of a bathrobe-clad woman standing in the doorway of her bedroom ready to shoot a suspected intruder.

These images aim to persuade women that buying a gun will protect them from murderous strangers. Yet firearms—whether in the hands of men or women—are rarely used to kill criminals.¹ While stranger attack is a reality, it is in fact the most unlikely homicide scenario a woman can expect to face.

¹ According to the Federal Bureau of Investigation's *Uniform Crime Reports*, in 1996 there were only 212 justifiable homicides (the justified killing of a felon during the commission of a felony) committed by private citizens using firearms. Of these, only 176 involved handguns. While firearms are at times used by private citizens to kill criminals or stop crimes, the most common scenarios of firearms use in America are suicide (18,503 in 1995), homicide (15,835 in 1995), or fatal unintentional injury (1,225 in 1995). The April 1994 Justice Department study *Guns and Crime* revealed that from 1987 to 1992 the annual average of all victims of violence who claimed to have used a firearm of *any* type (handgun, shotgun, or rifle) to defend themselves was only about one percent (62,200 instances). Another 20,300 claimed to have used a firearm to defend their property during a theft, household burglary or motor vehicle theft. A 1987 to 1990 review of these categories of self-defense incidents estimated that approximately 20 percent were police uses. Also, it is not known whether in each instance the gun was used successfully to stop the crime. In comparison, *Guns and Crime* reported that offenders armed with *handguns alone* committed a record 930,700 violent crimes in 1992.

Efforts by the gun lobby to equate female homicide with stranger attack not only obscure the reality of violence against women, but also promote the notion that safety is a purely personal obligation. In this view, rejecting this perceived obligation is tantamount to inviting victimization. As a result of such thinking, women who are attacked are often blamed for the violence committed against them.

The Reality: The Husband or Boyfriend with a Gun

One way to deconstruct these myths is to counter fear with facts. Social scientists and women's safety advocates have worked tirelessly to debunk the falsehoods surrounding violence against women. This study is an attempt to aid this effort while responding to persistent and misleading gun lobby propaganda.

When Men Murder Women presents the truth about murders committed against women by analyzing 1996 Supplemental Homicide Report data reported to the Federal Bureau of Investigation.² This is the first analysis of the 1996 data on female homicide victims to offer breakdowns of cases in every state, and the first to rank the rate of female homicide by state.

This study examines only those instances involving one female homicide victim and one male offender. This is the exact scenario that generates such fear, and that is distorted by the gun lobby to promote gun ownership among women—the lone male attacker and the vulnerable woman. There are also methodological reasons for this choice, which are more fully explained in the Appendix.

In 1996, there were 2,129 females murdered by males in single victim/single offender incidents that were reported to the FBI's Supplemental Homicide Report. These highlights of the study, expanded upon in the next section, dispel many of the myths:

- o More than 12 times as many females were murdered by a male they knew (1,866 victims) than were killed by male strangers (151 victims).

² The Federal Bureau of Investigation's Uniform Crime Reporting Program (UCR) collects basic information on serious crimes from participating police agencies and records supplemental information about the circumstances of homicides in its unpublished Supplemental Homicide Report (SHR). Submitted monthly, supplemental data consists of the age, sex, and race of both victims and offenders; the types of weapons used; the relationship of victims to offenders; and the circumstances of the murders. According to the FBI's Uniform Crime Reporting Program, supplemental data are provided on only a subset of homicide cases. Additionally, SHR data are updated throughout the year as homicide reports are forwarded by state UCR programs.

- o More than a thousand female victims were wives or intimate acquaintances³ of their killers—over half of all cases where the victim knew the offender (56 percent).
- o There were 398 women shot and killed by their husband or intimate acquaintance during the course of an argument—more than one woman murdered every day of the year.
- o More female homicides were committed with firearms (56 percent of cases) than with all other weapons combined. Of the homicides committed with firearms, almost three quarters (74 percent) were committed with handguns.
- o In 84 percent of all cases where circumstance could be determined, homicides were not related to the commission of any other felony—such as rape or robbery.

Key Findings: A Summary of the Study

When Men Murder Women offers both national and state-by-state statistics from FBI Supplemental Homicide Report data including charts listing the number and rate of female homicides by state and a chart ranking the states by rate. Data on each state are broken out by: age and race of victim, the type of weapon used, the relationship of victim to offender, and the circumstances of the murder. General findings of the research are summarized below; more details on methodology can be found in the box entitled "Understanding the Statistics" on page 13 and in the Appendix.

State Rankings

The homicide rate among female victims murdered by males in single victim/single offender incidents in the U.S. was 1.57 per 100,000. Nevada ranked as the state with the highest homicide rate among female victims by male offenders in single victim/single offender incidents (3.44 per 100,000)—more than twice the national average. Nevada was followed by Delaware (3.23 per 100,000) and South Carolina (3.03 per 100,000). There were no female homicides by male offenders in single victim/single offender incidents reported in Kansas or Montana in 1996.

³ Intimate acquaintance is defined as a common law husband, ex-husband, or boyfriend.

Table One

Number of Females Murdered by Males in Single Victim/Single Offender Homicides and Rates by State, 1996

State	Number of Homicide Victims	Homicide Rate per 100,000
Alabama	55	2.48
Alaska	4	1.39
Arizona	35	1.57
Arkansas	27	2.08
California	282	1.77
Colorado	28	1.45
Connecticut	22	1.31
Delaware	12	3.23
Florida	43	0.58
Georgia	93	2.47
Hawaii	10	1.71
Idaho	7	1.18
Illinois	54	0.89
Indiana	46	1.54
Iowa	11	0.75
Kentucky	44	2.20
Louisiana	66	2.93
Maine	10	1.57
Maryland	54	2.08
Massachusetts	19	0.60
Michigan	86	1.75
Minnesota	34	1.44
Mississippi	20	1.42

State	Number of Homicide Victims	Homicide Rate per 100,000
Missouri	51	1.85
Nebraska	3	0.36
Nevada	27	3.44
New Hampshire	4	0.68
New Jersey	51	1.24
New Mexico	13	1.50
New York	104	1.10
North Carolina	100	2.66
North Dakota	3	0.93
Ohio	54	0.94
Oklahoma	34	2.02
Oregon	22	1.36
Pennsylvania	71	1.14
Rhode Island	5	0.97
South Carolina	58	3.03
South Dakota	1	0.27
Tennessee	53	1.93
Texas	210	2.17
Utah	14	1.39
Vermont	2	0.67
Virginia	87	2.56
Washington	47	1.69
West Virginia	11	1.16
Wisconsin	37	1.41
Wyoming	5	2.09
U.S. Total	2,129	1.57

There were no female homicide victims reported for Kansas or Montana.

Table Two

Number of Females Murdered by Males in Single Victim/Single Offender Homicides and Rates by State, 1996, Ranked by Rate

Ranking	State	Number of Homicides	Homicide Rate per 100,000
1	Nevada	27	3.44
2	Delaware	12	3.23
3	South Carolina	58	3.03
4	Louisiana	66	2.93
5	North Carolina	100	2.66
6	Virginia	87	2.56
7	Alabama	55	2.48
8	Georgia	93	2.47
9	Kentucky	44	2.20
10	Texas	210	2.17
11	Wyoming	5	2.09
12 (tie)	Arkansas	27	2.08
12 (tie)	Maryland	54	2.08
14	Oklahoma	34	2.02
15	Tennessee	53	1.93
16	Missouri	51	1.85
17	California	282	1.77
18	Michigan	86	1.75
19	Hawaii	10	1.71
20	Washington	47	1.69
21 (tie)	Arizona	35	1.57
21 (tie)	Maine	10	1.57
23	Indiana	46	1.54
24	New Mexico	13	1.50

Ranking	State	Number of Homicides	Homicide Rate per 100,000
25	Colorado	28	1.45
26	Minnesota	34	1.44
27	Mississippi	20	1.42
28	Wisconsin	37	1.41
29 (tie)	Alaska	4	1.39
29 (tie)	Utah	14	1.39
31	Oregon	22	1.36
32	Connecticut	22	1.31
33	New Jersey	51	1.24
34	Idaho	7	1.18
35	West Virginia	11	1.16
36	Pennsylvania	71	1.14
37	New York	104	1.10
38	Rhode Island	5	0.97
39	Ohio	54	0.94
40	North Dakota	3	0.93
41	Illinois	54	0.89
42	Iowa	11	0.75
43	New Hampshire	4	0.68
44	Vermont	2	0.67
45	Massachusetts	19	0.60
46	Florida	43	0.58
47	Nebraska	3	0.36
48	South Dakota	1	0.27
	U.S. Total	2,129	1.57

There were no female homicide victims reported for Kansas or Montana.

Age and Race of Female Homicide Victims

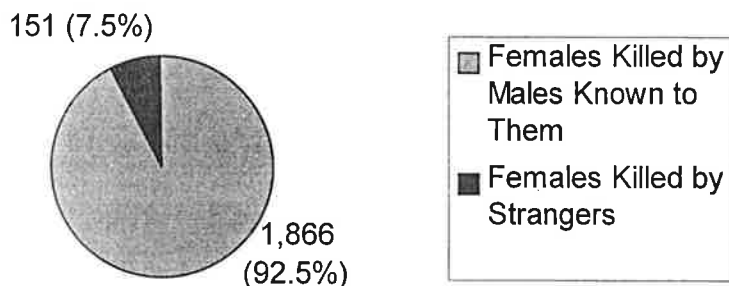
In single female victim/single male offender homicides reported for 1996, 13 percent of the victims were less than 18 years old (283 victims) and eight percent were 65 years of age or older (178 victims). Female murder victims in which race was identified (2,113 victims) included: 1,278 white females, 777 black females, 47 Asian or Pacific Islanders, and 11 American Indian or Alaskan natives. Young women aged 15 to 44 had the highest rates of homicide among all females. Overall, black women were victimized at a rate nearly four times greater than that of white women.

Victim to Offender Relationship

The relationship of victim to offender differs significantly between male and female victims of homicide. Compared to a man, a woman is far more likely to be killed by her spouse, an intimate acquaintance, or a family member than she is to be murdered by a stranger. More than 12 times as many females were murdered by a male they knew (1,866 victims) than were killed by male strangers (151 victims) in single victim/single offender incidents in 1996.⁴ Of victims who knew their offenders (1,866 victims), more than half (1,051 victims or 56 percent) were wives, common law wives, ex-wives, or girlfriends of the offenders.

⁴ These are cases in which the relationship between the victim and the offender could be identified. According to the FBI's 1996 Supplemental Homicide Report data on females murdered by males in single victim/single offender incidents, the relationship of victim to offender could be determined in 2,017 of 2,129 cases. In 112 cases the relationship of victim to offender was "unknown," meaning that the reporting police officer was unable to determine at the scene if the victim and offender knew each other or were strangers. According to the July 1992 *Journal of Trauma* study "Men, Women, and Murder: Gender-Specific Differences in Rates of Fatal Violence and Victimization," local law enforcement agencies generally submit case reports early in the course of their investigation, sometimes before the identity of the offender is known. Although one might assume that most initially unsolved homicides would eventually be determined to have been committed by a stranger, follow-up data from one large metropolitan police jurisdiction (Los Angeles) suggest that a substantial number turn out to involve an acquaintance or relative of the victim.

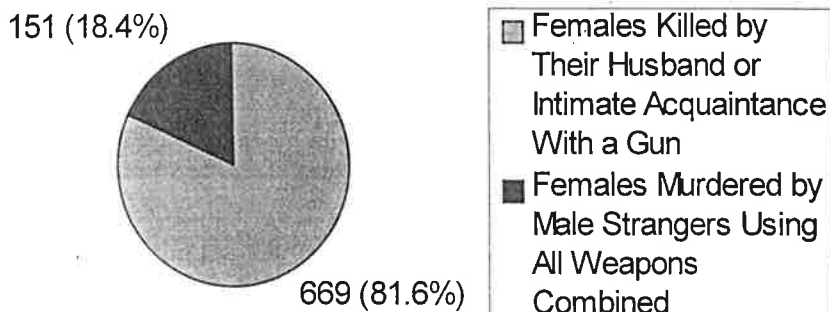
More than 12 times as many females were murdered by males they knew than were killed by male strangers in single victim/single offender incidents



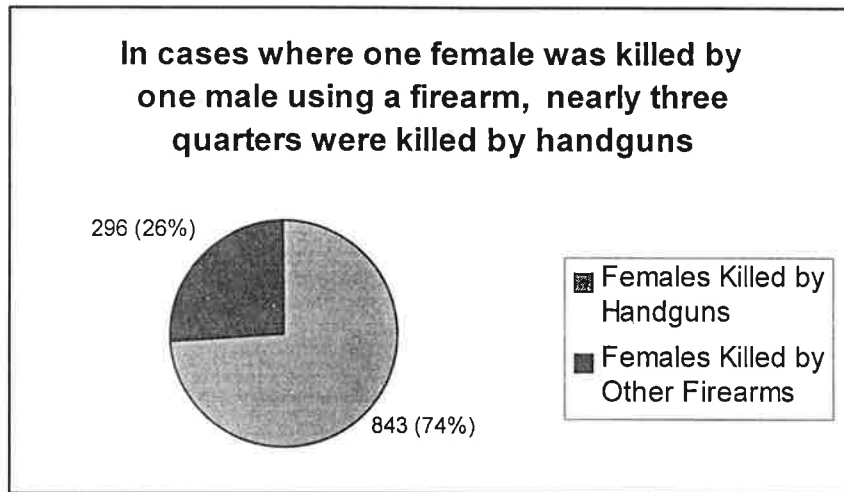
Female Homicide Victims and Weapons

Firearms—especially handguns—were the most common weapons used by males to murder females in 1996. In cases in which the weapon used in the homicide could be identified (2,023 cases), more than half of all female homicide victims (1,139 victims or 56 percent) were shot and killed with guns—nearly 60 percent by male intimates. The number of females shot and killed by their husband or intimate acquaintance (669 victims) was more than four times higher than the total number murdered by male strangers using all other weapons combined (151 victims) in single victim/single offender incidents in 1996.

Four times more female victims were killed by a husband or intimate acquaintance with a gun than were murdered by male strangers using all other weapons combined in single victim/single offender incidents

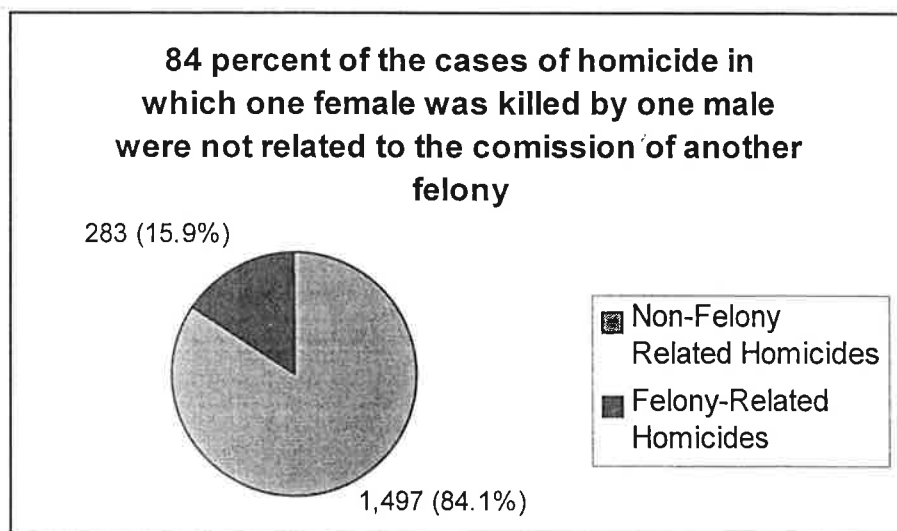


In cases where males used firearms to kill females, handguns were clearly the weapon of choice over rifles and shotguns. In 1996 nearly three quarters of female firearm homicide victims (843 of 1,139 victims or 74 percent) were killed with handguns.



Female Homicide Victims and Circumstance

The overwhelming majority of homicides among females by male offenders in single victim/single offender incidents in 1996 were not related to a felony crime. Most often females were killed by males in the course of an argument—usually with a firearm. In 1996 there were 1,780 cases in which the circumstance of the homicide between the female victim and male offender in single victim/single offender incidents could be identified. Of these 1,780 cases, 84 percent (1,497 cases) were not related to the commission of another felony.



Nearly two thirds (948 cases or 63 percent) involved arguments between the female victim and male offender—and 557 females (59 percent) were shot and killed with guns during those arguments. According to the Supplementary Homicide Report data, in 1996 there were 398 women shot and killed by their husband or intimate acquaintance in single victim/single offender incidents during the course of an argument—more than one woman murdered every day of the year.

Conclusion: Guns and Domestic Violence—A Deadly Mix

The best efforts of the firearms industry and its supporters to portray gun ownership as a guarantor of personal safety cannot conceal the reality. A 1997 study in the *Archives of Internal Medicine* that examined the risk factors of violent death for women in the home in three U.S. counties found that when there were one or more guns in the home the risk of homicide increased more than three times.⁵ The increased risk of homicide associated with firearms was attributable to homicides at the hands of a spouse, intimate acquaintance, or close relative.

Often a gun in the home is a key factor in the escalation of nonfatal spousal abuse to homicide. In a study of family and intimate assaults for the city of Atlanta in 1984, firearm-associated family and intimate assaults were 12 times more likely to result in death than non-firearm associated assaults between family and intimates.⁶

The picture that emerges from *When Men Kill Women* is strikingly different from the fear-mongering fictions promoted by the gun lobby. The data suggest that women do not face the greatest threat of murder from knife-wielding strangers intent on rape or mugging, but from someone they know, most often a spouse or intimate acquaintance, who is armed with a gun. For women in America, guns are not used to save lives, but to take them.

⁵ James E. Bailey, MD, MPH; et al, "Risk Factors for Violent Death of Women in the Home," *Archives of Internal Medicine*, Vol. 157, April 14, 1997, pp. 777-782.

⁶ Linda E. Salzman, PhD; et al, "Weapon Involvement and Injury Outcomes in Family and Intimate Assaults," *JAMA*, Vol. 267, No. 22, June 10, 1992, pp. 3043-3047.

Understanding the Statistics

This analysis of female homicide victims in America is limited to cases involving one female victim and one male offender. Supplemental data on age and race of victim, the type of weapon used, the relationship of victim to offender, and the circumstances of the murder are provided for each state as follows:

Rates

Rates of females killed by males in single victim/single offender incidents by state were computed using reported incidents by state and female population estimates for 1996 from the U.S. Bureau of the Census.

Ranking

States were ranked by their female homicide rates. Rates were rounded to the second decimal place.

Age

This section notes how many female homicide victims were less than 18 years old and how many were 65 years of age or older. If there were no female victims in these age ranges, this section is omitted.

Race

This section identifies the race of female victims. Unless noted, race was reported in every case.

Most Common Weapons

This section records the number of females killed by firearms, and specifically handguns. It also lists the most common weapons—other than firearms—used by males to kill females. Unless noted, a weapon was identified in every case.

Victim/Offender Relationship

This section lists the number of females killed by known offenders and the number killed by strangers. This section also enumerates the number of victims identified as wives or intimate acquaintances (common law wives, ex-wives, and girlfriends) of the offenders, as well as the number of these intimates shot and killed with firearms in general and handguns in particular. Unless noted, a relationship was identified in every case.

Circumstance

This section indicates the number of cases in which the homicide was related to the commission of another felony. This section also provides the number of cases that involved arguments between the victim and offender. Unless noted, the circumstance was identified in every case.

U.S. Summary

2,129 females were murdered by males in the United States in 1996

**The homicide rate among females murdered by males in the U.S. was
1.57 per 100,000 in 1996**

Age

Two hundred and eighty-three female homicide victims (13 percent) were less than 18 years old, and 178 victims (eight percent) were 65 years of age or older.

Race

Female murder victims in which race was identified (2,113 victims) included: 1,278 white females; 777 black females; 47 Asian or Pacific Islanders; and 11 American Indian or Alaskan natives. While the actual number of victims was highest among white females, the rate of homicide was nearly four times higher among black females (4.40 per 100,000 versus 1.14 per 100,000).

Most Common Weapons

In cases in which the weapon used in the homicide could be identified (2,023 cases), more than half of all female homicide victims (1,139 victims or 56 percent) were shot and killed with guns. Nearly three quarters of these gun victims (843 victims or 74 percent) were killed with handguns. There were 372 females killed with knives or other cutting instruments; 258 females killed by bodily force; 116 females killed with blunt objects; and, 86 females killed by strangulation. The remainder of cases involved other non-firearm weapons.

Victim/Offender Relationship

In cases in which the relationship between the victim and the offender could be identified (2,017 cases), nine out of 10 female victims (1,866 victims or 93 percent) were murdered by someone they knew. Only 151 female victims (seven percent) were killed by strangers. Of victims who knew their offenders, more than half (1,051 victims or 56 percent) were wives, common law wives, ex-wives, or girlfriends of the offenders. Among the 1,051 female intimates murdered, 64 percent (669 victims) were killed with guns; nearly three quarters of these gun victims (496 victims) were shot and killed with handguns.

Circumstance

In cases in which the circumstance of the homicide could be identified (1,780 cases), 84 percent (1,497 cases) were not related to the commission of another felony. Of these cases, nearly two thirds (948 cases or 63 percent) involved arguments between the victim and offender.

Alabama

55 females were murdered by males in Alabama in 1996

**The homicide rate among females murdered by males in Alabama was
2.48 per 100,000 in 1996
•Ranked 7th highest in the United States•**

Age

Four female homicide victims (seven percent) were less than 18 years old, and four victims (seven percent) were 65 years of age or older.

Race

Thirty-six female murder victims were black and 19 were white.

Most Common Weapons

In cases in which the weapon used in the homicide could be identified (46 cases), two thirds of all female homicide victims (31 victims or 67 percent) were shot and killed with guns. Nine out of 10 of these gun victims (28 victims) were killed with handguns. There were 12 females killed with knives or other cutting instruments and three females killed by bodily force.

Victim/Offender Relationship

In cases in which the relationship between the victim and the offender could be identified (50 cases), all but one female victim were murdered by someone they knew. Only one victim was killed by a stranger. Of victims who knew their offenders, nearly two thirds (31 victims or 63 percent) were wives, common law wives, ex-wives, or girlfriends of the offenders. Among the 31 female intimates murdered, 65 percent (20 victims) were killed with guns; 95 percent of these gun victims (19 victims) were shot and killed with handguns.

Circumstance

In cases in which the circumstance of the homicide could be identified (42 cases), 83 percent (35 cases) were not related to the commission of another felony. Of these cases, more than eight out of 10 (29 cases or 83 percent) involved arguments between the victim and offender.

Alaska

Four females were murdered by males in Alaska in 1996

**The homicide rate among females murdered by males in Alaska was
1.39 per 100,000 in 1996
•Ranked 29th highest in the United States•**

Race

Two female murder victims were Asian or Pacific Islanders, one was white, and one was American Indian or Alaskan native.

Most Common Weapons

Three of the four female homicide victims were shot and killed with guns. Two of these gun victims were shot and killed with handguns. There was one female killed by bodily force.

Victim/Offender Relationship

In cases in which the victim to offender relationship could be identified (three cases), every victim was murdered by someone she knew.

Circumstance

In the one case in which the circumstance of the homicide could be identified, the murder was not related to the commission of another felony.

Arizona

35 females were murdered by males in Arizona in 1996

**The homicide rate among females murdered by males in Arizona was
1.57 per 100,000 in 1996
•Ranked 21st highest in the United States•**

Age

Five female homicide victims (14 percent) were less than 18 years old, and six victims (17 percent) were 65 years of age or older.

Race

Thirty-one female murder victims were white, two were black, and two were American Indian or Alaskan natives.

Most Common Weapons

Nearly seven out of 10 female homicide victims (24 victims or 69 percent) were shot and killed with guns. Nearly nine out of 10 of these gun victims (21 victims or 88 percent) were killed with handguns. There were seven females killed by bodily force and two females killed with knives or other cutting instruments. The remainder of cases involved other non-firearm weapons.

Victim/Offender Relationship

Nearly nine out of 10 female victims (30 victims or 86 percent) were murdered by someone they knew. Only five victims (14 percent) were killed by strangers. Of victims who knew their offenders, nearly half (14 victims or 47 percent) were wives, common law wives, ex-wives, or girlfriends of the offenders. Among the 14 female intimates murdered, 86 percent (12 victims) were killed with guns; 92 percent of these gun victims (11 victims) were shot and killed with handguns.

Circumstance

In cases in which the circumstance of the homicide could be identified (33 cases), 85 percent (28 cases) were not related to the commission of another felony. Of these cases, 39 percent (11 cases) involved arguments between the victim and offender.

Arkansas

27 females were murdered by males in Arkansas in 1996

**The homicide rate among females murdered by males in Arkansas was
2.08 per 100,000 in 1996**

•Ranked 12th highest in the United States•

Age

Four female homicide victims (15 percent) were less than 18 years old, and seven victims (26 percent) were 65 years of age or older.

Race

Nineteen female murder victims were white and eight were black.

Most Common Weapons

In cases in which the weapon used in the homicide could be identified (25 cases), more than half of all female homicide victims (14 victims or 56 percent) were shot and killed with guns. More than seven out of 10 gun victims (10 victims or 71 percent) were killed with handguns. There were five females killed by bodily force and three females killed with blunt objects. The remainder of cases involved other non-firearm weapons.

Victim/Offender Relationship

All but one female victim (26 victims or 96 percent) were murdered by someone they knew. Only one victim was killed by a stranger. Of victims who knew their offenders, half (13 victims or 50 percent) were wives, common law wives, ex-wives, or girlfriends of the offenders. Among the 13 female intimates murdered, all but one (12 victims or 92 percent) were killed with guns; 75 percent of these gun victims (nine victims) were shot and killed with handguns.

Circumstance

In cases in which the circumstance of the homicide could be identified (22 cases), 64 percent (14 cases) were not related to the commission of another felony. Of these cases, 57 percent (eight cases) involved arguments between the victim and offender.

California

282 females were murdered by males in California in 1996

**The homicide rate among females murdered by males in California was
1.77 per 100,000 in 1996**

•Ranked 17th highest in the United States•

Age

Forty-two female homicide victims (15 percent) were less than 18 years old, and 30 victims (11 percent) were 65 years of age or older.

Race

Female murder victims in which race was identified (275 victims) included: 191 white females, 68 black females, and 16 Asian or Pacific Islanders.

Most Common Weapons

In cases in which the weapon used in the homicide could be identified (275 victims), more than half of all female homicide victims (150 victims or 55 percent) were shot and killed with guns. Nearly nine out of 10 gun victims (131 victims or 87 percent) were killed with handguns. There were 46 females killed with knives or other cutting instruments, 32 females killed by bodily force, 19 females killed by strangulation, and 17 females killed with blunt objects. The remainder of cases involved other non-firearm weapons.

Victim/Offender Relationship

Nearly nine out of 10 female victims (247 victims or 88 percent) were murdered by someone they knew. Only 35 female victims (12 percent) were killed by strangers. Of victims who knew their offenders, six out of 10 (148 victims or 60 percent) were wives, common law wives, ex-wives, or girlfriends of the offenders. Among the 148 female intimates murdered, two thirds (98 victims or 66 percent) were killed with guns; 88 percent of these gun victims (86 victims) were shot and killed with handguns.

Circumstance

In cases in which the circumstance of the homicide could be identified (280 cases), 88 percent (246 cases) were not related to the commission of another felony. Of these cases, 77 percent (189 cases) involved arguments between the victim and offender.

Colorado

28 females were murdered by males in Colorado in 1996

**The homicide rate among females murdered by males in Colorado was
1.45 per 100,000 in 1996
•Ranked 25th highest in the United States•**

Age

Four female homicide victims (14 percent) were less than 18 years old.

Race

Female murder victims in which race was identified (27 victims) were all white females.

Most Common Weapons

In cases in which the weapon used in the homicide could be identified (27 cases), more than six out of 10 female homicide victims (17 victims or 63 percent) were shot and killed with guns. More than seven out of 10 gun victims (12 victims or 71 percent) were killed with handguns. There were six females killed with knives or other cutting instruments, and three females killed by bodily force. The remainder of cases involved other non-firearm weapons.

Victim/Offender Relationship

In cases in which the relationship between the victim and the offender could be identified (26 cases), nearly nine out of 10 female victims (23 victims or 88 percent) were murdered by someone they knew. Only three victims (12 percent) were killed by strangers. Of victims who knew their offenders, more than half (12 victims or 52 percent) were wives, common law wives, ex-wives, or girlfriends of the offenders. Among the 12 female intimates murdered, more than eight out of 10 (10 victims or 83 percent) were killed with guns; 80 percent of these gun victims (eight victims) were shot and killed with handguns.

Circumstance

In cases in which the circumstance of the homicide could be identified (24 cases), 75 percent (18 cases) were not related to the commission of another felony. Of these cases, 33 percent (six cases) involved arguments between the victim and offender.

Connecticut

22 females were murdered by males in Connecticut in 1996

**The homicide rate among females murdered by males in Connecticut was
1.31 per 100,000 in 1996**

•Ranked 32nd highest in the United States•

Age

Five female homicide victims (23 percent) were less than 18 years old, and one victim was 65 years of age or older.

Race

Eighteen female murder victims were white and four were black.

Most Common Weapons

More than four out of 10 female homicide victims (nine victims or 41 percent) were shot and killed with guns. More than half of these gun victims (five victims or 56 percent) were killed with handguns. There were four females killed by bodily force and three females killed with knives or other cutting instruments. The remainder of cases involved other non-firearm weapons.

Victim/Offender Relationship

All but one female victim (21 victims or 95 percent) were murdered by someone they knew. Only one female victim was killed by a stranger. Of victims who knew their offenders, more than half (12 victims or 57 percent) were wives, common law wives, ex-wives, or girlfriends of the offenders. Among the 12 female intimates murdered, 58 percent (seven victims) were killed with guns; 57 percent of these gun victims (four victims) were shot and killed with handguns.

Circumstance

In cases in which the circumstance of the homicide could be identified (17 cases), 88 percent (15 cases) were not related to the commission of another felony. Of these cases, one-third (five cases) involved arguments between the victim and offender.

Delaware

12 females were murdered by males in Delaware in 1996

**The homicide rate among females murdered by males in Delaware was
3.23 per 100,000 in 1996**

•Ranked 2nd highest in the United States•

Age

One victim was less than 18 years old, and three victims (25 percent) were 65 years of age or older.

Race

Seven female murder victims were white and five were black.

Most Common Weapons

In cases in which the weapon used in the homicide could be identified (11 cases), more than half (six victims or 55 percent) were shot and killed with guns. Half of all gun victims (three victims or 50 percent) were killed with handguns. There were four females killed by bodily force and one female killed with a blunt object.

Victim/Offender Relationship

All female victims were murdered by someone they knew. Half of the victims (six victims or 50 percent) were wives, common law wives, ex-wives, or girlfriends of the offenders. Among the six female intimates murdered, 83 percent (five victims) were killed with guns; 60 percent of these gun victims (three victims) were shot and killed with handguns.

Circumstance

In cases in which the circumstance of the homicide could be identified (six cases), two thirds (four cases) were not related to the commission of another felony. Of these cases, 75 percent (three cases) involved arguments between the victim and offender.

Florida

43 females were murdered by males in Florida in 1996

The homicide rate among females murdered by males in Florida was

0.58 per 100,000 in 1996

•Ranked 46th highest in the United States•

Age

Six female homicide victims (14 percent) were less than 18 years old, and five victims (12 percent) were 65 years of age or older.

Race

Twenty-nine female murder victims were white and 14 were black.

Most Common Weapons

In cases in which the weapon used in the homicide could be identified (37 cases), more than six out of 10 female homicide victims (23 victims or 62 percent) were shot and killed with guns. There were eight females killed with knives or other cutting instruments, and six females killed by bodily force.

Victim/Offender Relationship

In cases in which the relationship between the victim and the offender could be identified (38 cases), all of the victims were murdered by someone they knew. Seven of these victims (18 percent) were wives of the offenders. Among these seven victims, more than half (four victims or 57 percent) were killed with guns.

Circumstance

In cases in which the circumstance of the homicide could be identified (35 cases), none were related to the commission of another felony. Of these cases, 40 percent (14 cases) involved arguments between the victim and offender.

Georgia

93 females were murdered by males in Georgia in 1996

**The homicide rate among females murdered by males in Georgia was
2.47 per 100,000 in 1996**

•Ranked 8th highest in the United States•

Age

Ten female homicide victims (11 percent) were less than 18 years old, and six victims (six percent) were 65 years of age or older.

Race

Female murder victims in which race was identified (91 victims) included: 51 black females, 39 white females, and one Asian or Pacific Islander.

Most Common Weapons

In cases in which the weapon used in the homicide could be identified (91 cases), nearly three quarters of all female homicide victims (67 victims or 74 percent) were shot and killed with guns. Three quarters of these gun victims (50 victims or 75 percent) were killed with handguns. There were 10 females killed with knives or other cutting instruments, seven females killed by bodily force, and five females killed with blunt objects. The remainder of cases involved other non-firearm weapons.

Victim/Offender Relationship

In cases in which the relationship between the victim and the offender could be identified (90 cases), more than nine out of 10 female victims (83 victims or 92 percent) were murdered by someone they knew. Only seven female victims (eight percent) were killed by strangers. Of victims who knew their offenders, more than half (44 victims or 53 percent) were wives, common law wives, ex-wives, or girlfriends of the offenders. Among the 44 female intimates murdered, 75 percent (33 victims) were killed with guns; 70 percent of these gun victims (23 victims) were shot and killed with handguns.

Circumstance

In cases in which the circumstance of the homicide could be identified (72 cases), 85 percent (61 cases) were not related to the commission of another felony. Of these cases, 67 percent (41 cases) involved arguments between the victim and offender.

Hawaii

10 females were murdered by males in Hawaii in 1996

**The homicide rate among females murdered by males in Hawaii was
1.71 per 100,000 in 1996**

•Ranked 19th highest in the United States•

Age

Two female homicide victims (20 percent) were less than 18 years old.

Race

Five female murder victims were white and five were Asian or Pacific Islanders.

Most Common Weapons

One female homicide victim was shot and killed with a handgun. There were four females killed by bodily force, and three females killed with knives or other cutting instruments. The remainder of cases involved other non-firearm weapons.

Victim/Offender Relationship

Seven victims (70 percent) were murdered by someone they knew. Three victims (30 percent) were killed by strangers. Of victims who knew their offenders, 30 percent (three victims) were wives, common law wives, ex-wives, or girlfriends of the offender. Among the three female intimates murdered, one victim was killed with a handgun.

Circumstance

In cases in which the circumstance of the homicide could be identified (eight cases), 88 percent (seven cases) were not related to the commission of another felony. Of these cases, 71 percent (five cases) involved arguments between the victim and offender.

Idaho

Seven females were murdered by males in Idaho in 1996

**The homicide rate among females murdered by males in Idaho was
1.18 per 100,000 in 1996
•Ranked 34th highest in the United States•**

Age

One victim was 65 years of age or older.

Race

All seven females murdered were white.

Most Common Weapons

In cases in which the weapon used in the homicide could be identified (six cases), half of all female homicide victims (three victims or 50 percent) were shot and killed with guns. There were two females killed with knives or other cutting instruments, and one female killed with a blunt object.

Victim/Offender Relationship

In cases in which the relationship between the victim and the offender could be identified (six cases), all of the victims were murdered by someone they knew. Each of the six victims was a wife, common law wife, ex-wife, or girlfriend of the offender. Among the six victims, half (three victims) were killed with guns.

Circumstance

None of the cases were related to the commission of another felony. Four cases (57 percent) involved arguments between the victim and offender.

Illinois

54 females were murdered by males in Illinois in 1996

**The homicide rate among females murdered by males in Illinois was
0.89 per 100,000 in 1996
•Ranked 41st highest in the United States•**

Age

Ten female homicide victims (19 percent) were less than 18 years old, and four victims (seven percent) were 65 years of age or older.

Race

Thirty-eight female murder victims were black, 15 were white, and one was American Indian or Alaskan native.

Most Common Weapons

In cases in which the weapon used in the homicide could be identified (51 cases), nearly half of all female homicide victims (25 victims or 49 percent) were shot and killed with guns. More than nine out of 10 gun victims (24 victims or 96 percent) were killed with handguns. There were 12 females killed by bodily force, nine females killed with knives or other cutting instruments, and four females killed by strangulation. The remainder of cases involved other non-firearm weapons.

Victim/Offender Relationship

In cases in which the relationship between the victim and the offender could be identified (51 cases), more than eight out of 10 female victims (42 victims or 82 percent) were murdered by someone they knew. Only nine female victims (18 percent) were killed by strangers. Of victims who knew their offenders, half (21 victims or 50 percent) were wives, common law wives, ex-wives, or girlfriends of the offenders. Among the 21 female intimates murdered, 38 percent (eight victims) were killed with guns; 88 percent of these gun victims (seven victims) were shot and killed with handguns.

Circumstance

In cases in which the circumstance of the homicide could be identified (53 cases), 75 percent (40 cases) were not related to the commission of another felony. Of these cases, 65 percent (26 cases) involved arguments between the victim and offender.

Indiana

46 females were murdered by males in Indiana in 1996

**The homicide rate among females murdered by males in Indiana was
1.54 per 100,000 in 1996
•Ranked 23rd highest in the United States•**

Age

Ten female homicide victims (22 percent) were less than 18 years old.

Race

Thirty-two female murder victims were white and 14 were black.

Most Common Weapons

In cases in which the weapon used in the homicide could be identified (45 cases), six out of 10 female homicide victims (27 victims or 60 percent) were shot and killed with guns. Nearly three quarters of these gun victims (20 victims or 74 percent) were killed with handguns. There were nine females killed with knives or other cutting instruments, and five females killed by bodily force. The remainder of cases involved other non-firearm weapons.

Victim/Offender Relationship

All but one of the female victims (45 victims or 98 percent) were murdered by someone they knew. Only one female victim was killed by a stranger. Of victims who knew their offenders, six out of 10 (27 victims or 60 percent) were wives, common law wives, ex-wives, or girlfriends of the offenders. Among the 27 female intimates murdered, 74 percent (20 victims) were killed with guns; 70 percent of these gun victims (14 victims) were shot and killed with handguns.

Circumstance

In cases in which the circumstance of the homicide could be identified (40 cases), 93 percent (37 cases) were not related to the commission of another felony. Of these cases, 46 percent (17 cases) involved arguments between the victim and offender.

Iowa

11 females were murdered by males in Iowa in 1996

**The homicide rate among females murdered by males in Iowa was
0.75 per 100,000 in 1996**

•Ranked 42nd highest in the United States•

Age

Two female homicide victims (18 percent) were less than 18 years old.

Race

Ten female murder victims were white and one was black.

Most Common Weapons

In cases in which the weapon used in the homicide could be identified (10 cases), six of the 10 female homicide victims were shot and killed with guns. Two thirds of these gun victims (four victims or 67 percent) were killed with handguns. There were three females killed by bodily force and one female killed with a knife or other cutting instrument.

Victim/Offender Relationship

All of the female victims were murdered by someone they knew. Nearly half (five victims or 45 percent) were wives, common law wives, ex-wives, or girlfriends of the offenders. Among the five female intimates murdered, 80 percent (four victims) were shot and killed with handguns.

Circumstance

In cases in which the circumstance of the homicide could be identified (six cases), none of the cases were related to the commission of another felony. Half (three cases) involved arguments between the victim and offender.

Kentucky

44 females were murdered by males in Kentucky in 1996

**The homicide rate among females murdered by males in Kentucky was
2.20 per 100,000 in 1996**

•Ranked 9th highest in the United States•

Age

Six female homicide victims (14 percent) were less than 18 years old, and two victims (five percent) were 65 years of age or older.

Race

Thirty-five female murder victims were white and nine were black.

Most Common Weapons

Nearly six out of 10 female homicide victims (25 victims or 57 percent) were shot and killed with guns. Six out of 10 of these gun victims (15 victims or 60 percent) were killed with handguns. There were 10 females killed with knives or other cutting instruments, and four females killed by bodily force. The remainder of cases involved other non-firearm weapons.

Victim/Offender Relationship

In cases in which the relationship between the victim and the offender could be identified (40 cases), all but one of the female victims (39 victims or 98 percent) were murdered by someone they knew. Only one female victim was killed by a stranger. Of victims who knew their offenders, two thirds (26 victims or 67 percent) were wives, common law wives, ex-wives, or girlfriends of the offenders. Among the 26 female intimates murdered, 77 percent (20 victims) were killed with guns; 60 percent of these gun victims (12 victims) were shot and killed with handguns.

Circumstance

In cases in which the circumstance of the homicide could be identified (37 cases), 81 percent (30 cases) were not related to the commission of another felony. Of these cases, 47 percent (14 cases) involved arguments between the victim and offender.

Louisiana

66 females were murdered by males in Louisiana in 1996

**The homicide rate among females murdered by males in Louisiana was
2.93 per 100,000 in 1996**

•Ranked 4th highest in the United States•

Age

Seven female homicide victims (eleven percent) were less than 18 years old, and one victim was 65 years of age or older.

Race

Forty female murder victims were black and 26 were white.

Most Common Weapons

In cases in which the weapon used in the homicide could be identified (64 cases), nearly six out of 10 female homicide victims (36 victims or 56 percent) were shot and killed with guns. More than six out of 10 of these gun victims (23 victims or 64 percent) were killed with handguns. There were 10 females killed with knives or other cutting instruments, and nine females killed by bodily force. The remainder of cases involved other non-firearm weapons.

Victim/Offender Relationship

In cases in which the relationship between the victim and the offender could be identified (61 cases), more than nine out of 10 female victims (57 victims or 93 percent) were murdered by someone they knew. Only four female victims (seven percent) were killed by strangers. Of victims who knew their offenders, 44 percent (25 victims) were wives, common law wives, ex-wives, or girlfriends of the offenders. Among the 25 female intimates murdered, 64 percent (16 victims) were killed with guns; 50 percent of these gun victims (eight victims) were shot and killed with handguns.

Circumstance

In cases in which the circumstance of the homicide could be identified (57 cases), 75 percent (43 cases) were not related to the commission of another felony. Of these cases, 53 percent (23 cases) involved arguments between the victim and offender.

Maine

10 females were murdered by males in Maine in 1996

**The homicide rate among females murdered by males in Maine was
1.57 per 100,000 in 1996
•Ranked 21st highest in the United States•**

Age

One female homicide victim was less than 18 years old, and two victims (20 percent) were 65 years of age or older.

Race

All 10 female murder victims were white.

Most Common Weapons

Four of the 10 female homicide victims (40 percent) were shot and killed with guns. One of these gun victims was killed with a handgun. There were three females killed with knives or other cutting instruments. The remainder of cases involved other non-firearm weapons.

Victim/Offender Relationship

All 10 female victims were murdered by someone they knew. Half of the victims (five victims or 50 percent) were wives, common law wives, ex-wives, or girlfriends of the offenders. Among the five female intimates murdered, 60 percent (three victims) were killed with guns; one of these gun victims was shot and killed with a handgun.

Circumstance

Eight of the ten cases (80 percent) were not related to the commission of another felony. Of these cases, 88 percent (seven cases) involved arguments between the victim and offender.

Maryland

54 females were murdered by males in Maryland in 1996

**The homicide rate among females murdered by males in Maryland was
2.08 per 100,000 in 1996**

•Ranked 12th highest in the United States•

Age

Seven female homicide victims (13 percent) were less than 18 years old, and four victims (seven percent) were 65 years of age or older.

Race

Twenty-seven female murder victims were white, 26 were black, and one was Asian or Pacific Islander.

Most Common Weapons

In cases in which the weapon used in the homicide could be identified (53 cases), six out of 10 of all female homicide victims (32 victims or 60 percent) were shot and killed with guns. More than eight out of 10 of these gun victims (27 victims or 84 percent) were killed with handguns. There were 13 females killed with knives or other cutting instruments, four females killed with blunt objects, and three females killed by bodily force. The remainder of cases involved other non-firearm weapons.

Victim/Offender Relationship

In cases in which the relationship between the victim and the offender could be identified (44 cases), more than nine out of 10 female victims (42 victims or 95 percent) were murdered by someone they knew. Only two female victims (five percent) were killed by strangers. Of victims who knew their offenders, nearly two thirds (27 victims or 64 percent) were wives, common law wives, ex-wives, or girlfriends of the offenders. Among the 27 female intimates murdered, 59 percent (16 victims) were killed with guns; 81 percent of these (13 victims) were shot and killed with handguns.

Circumstance

In cases in which the circumstance of the homicide could be identified (30 cases), 87 percent (26 cases) were not related to the commission of another felony. Of these cases, 58 percent (15 cases) involved arguments between the victim and offender.

Massachusetts

19 females were murdered by males in Massachusetts in 1996

**The homicide rate among females murdered by males in Massachusetts was
0.60 per 100,000 in 1996**

•Ranked 45th highest in the United States•

Age

Three female homicide victims (sixteen percent) were less than 18 years old, and two victims (11 percent) were 65 years of age or older.

Race

Fourteen female murder victims were white and five were black.

Most Common Weapons

In cases in which the weapon used in the homicide could be identified (18 cases), two female homicide victims (11 percent) were shot and killed with guns; one of the gun victims was killed with a handgun. There were nine females killed with knives or other cutting instruments, and three females killed with blunt objects. The remainder of cases involved other non-firearm weapons.

Victim/Offender Relationship

In cases in which the relationship between the victim and the offender could be identified (16 cases), more than eight out of 10 female victims (13 victims or 81 percent) were murdered by someone they knew. Only three female victims (19 percent) were killed by strangers. Of victims who knew their offenders, 54 percent (seven victims) were wives, common law wives, ex-wives, or girlfriends of the offenders.

Circumstance

In cases in which the circumstance of the homicide could be identified (16 cases), 56 percent (nine cases) were not related to the commission of another felony. Of these cases, 67 percent (six cases) involved arguments between the victim and offender.

Michigan

86 females were murdered by males in Michigan in 1996

**The homicide rate among females murdered by males in Michigan was
1.75 per 100,000 in 1996**

•Ranked 18th highest in the United States•

Age

Nine female homicide victims (10 percent) were less than 18 years old, and 11 victims (13 percent) were 65 years of age or older.

Race

Fifty-three female murder victims were black and 33 were white.

Most Common Weapons

In cases in which the weapon used in the homicide could be identified (79 cases), nearly six out of 10 female homicide victims (44 victims or 56 percent) were shot and killed with guns. More than six out of 10 of these gun victims (27 victims or 61 percent) were killed with handguns. There were 14 females killed with knives or other cutting instruments, 10 females killed by bodily force, and six killed with blunt objects. The remainder of cases involved other non-firearm weapons.

Victim/Offender Relationship

In cases in which the relationship between the victim and the offender could be identified (74 cases), more than nine out of 10 female victims (71 victims or 96 percent) were murdered by someone they knew. Only three female victims (four percent) were killed by strangers. Of victims who knew their offenders, 44 percent (31 victims) were wives, common law wives, ex-wives, or girlfriends of the offenders. Among the 31 female intimates murdered, 52 percent (16 victims) were killed with guns; 69 percent of these (11 victims) were shot and killed with handguns.

Circumstance

In cases in which the circumstance of the homicide could be identified (67 cases), 72 percent (48 cases) were not related to the commission of another felony. Of these cases, 58 percent (28 cases) involved arguments between the victim and offender.

Minnesota

34 females were murdered by males in Minnesota in 1996

The homicide rate among females murdered by males in Minnesota was

1.44 per 100,000 in 1996

•Ranked 26th highest in the United States•

Age

Seven female homicide victims (21 percent) were less than 18 years old, and three victims (nine percent) were 65 years of age or older.

Race

Nineteen female murder victims were white, 14 were black, and one was American Indian or Alaskan native.

Most Common Weapons

In cases in which the weapon used in the homicide could be identified (33 cases), nearly half the female homicide victims (15 victims or 45 percent) were shot and killed with guns. Two thirds of these gun victims (10 victims or 67 percent) were killed with handguns. There were six females killed with knives or other cutting instruments, five females killed by bodily force, and four killed with blunt objects. The remainder of cases involved other non-firearm weapons.

Victim/Offender Relationship

In cases in which the relationship between the victim and the offender could be identified (32 cases), more than nine out of 10 female victims (29 victims or 91 percent) were murdered by someone they knew. Only three female victims (nine percent) were killed by strangers. Of victims who knew their offenders, 52 percent (15 victims) were wives, common law wives, ex-wives, or girlfriends of the offenders. Among the 15 female intimates murdered, 53 percent (eight victims) were killed with guns; 63 percent of these (five victims) were shot and killed with handguns.

Circumstance

In cases in which the circumstance of the homicide could be identified (23 cases), 83 percent (19 cases) were not related to the commission of another felony. Of these cases, 68 percent (13 cases) involved arguments between the victim and offender.

Mississippi

20 females were murdered by males in Mississippi in 1996

**The homicide rate among females murdered by males in Mississippi was
1.42 per 100,000 in 1996**

•Ranked 27th highest in the United States•

Age

Four female homicide victims (20 percent) were less than 18 years old, and one victim was 65 years of age or older.

Race

Thirteen female murder victims were black and seven were white.

Most Common Weapons

In cases in which the weapon used in the homicide could be identified (19 cases), more than half of the female homicide victims (10 victims or 53 percent) were shot and killed with handguns. There were five females killed with knives or other cutting instruments, and two killed with blunt objects. The remainder of cases involved other non-firearm weapons.

Victim/Offender Relationship

More than eight out of 10 female victims (17 victims or 85 percent) were murdered by someone they knew. Only three female victims (15 percent) were killed by strangers. Of victims who knew their offenders, 53 percent (nine victims) were wives, common law wives, ex-wives, or girlfriends of the offenders. Among the nine female intimates murdered, 56 percent (five victims) were shot and killed with handguns.

Circumstance

In cases in which the circumstance of the homicide could be identified (16 cases), 81 percent (13 cases) were not related to the commission of another felony. Of these cases, 77 percent (10 cases) involved arguments between the victim and offender.

Missouri

51 females were murdered by males in Missouri in 1996

**The homicide rate among females murdered by males in Missouri was
1.85 per 100,000 in 1996
•Ranked 16th highest in the United States•**

Age

Ten female homicide victims (20 percent) were less than 18 years old, and five victims (10 percent) were 65 years of age or older.

Race

Twenty-seven female murder victims were white and 24 were black.

Most Common Weapons

Nearly two thirds of female homicide victims (33 victims or 65 percent) were shot and killed with guns. Two thirds of these gun victims (22 victims or 67 percent) were killed with handguns. There were eight females killed with knives or other cutting instruments, and five killed with blunt objects. The remainder of cases involved other non-firearm weapons.

Victim/Offender Relationship

In cases in which the relationship between the victim and the offender could be identified (47 cases), more than nine out of 10 female victims (45 victims or 96 percent) were murdered by someone they knew. Only two female victims (four percent) were killed by strangers. Of victims who knew their offenders, 51 percent (23 victims) were wives, common law wives, ex-wives, or girlfriends of the offenders. Among the 23 female intimates murdered, 74 percent (17 victims) were killed with guns; 65 percent of these (11 victims) were shot and killed with handguns.

Circumstance

In cases in which the circumstance of the homicide could be identified (39 cases), 87 percent (34 cases) were not related to the commission of another felony. Of these cases, 59 percent (20 cases) involved arguments between the victim and offender.

Nebraska

Three females were murdered by males in Nebraska in 1996

**The homicide rate among females murdered by males in Nebraska was
0.36 per 100,000 in 1996**

•Ranked 47th highest in the United States•

Race

All three females murdered in Nebraska were white.

Most Common Weapons

In the two cases in which the weapon used in the homicide could be identified, both female homicide victims were shot and killed with handguns.

Victim/Offender Relationship

All three of the female victims were murdered by someone they knew. Two of the victims were wives, common law wives, ex-wives, or girlfriends of the offenders. One of these two was shot and killed with a handgun.

Circumstance

None of the three cases was related to the commission of another felony.

Nevada

27 females were murdered by males in Nevada in 1996

**The homicide rate among females murdered by males in Nevada was
3.44 per 100,000 in 1996
•Ranked 1st in the United States•**

Age

Six female homicide victims (22 percent) were less than 18 years old, and one victim was 65 years of age or older.

Race

Twenty female murder victims were white, six were black, and one was Asian or Pacific Islander.

Most Common Weapons

In cases in which the weapon used in the homicide could be identified (25 cases), nearly six out of 10 female homicide victims (14 victims or 56 percent) were shot and killed with guns. Nearly eight out of 10 of these gun victims (11 victims or 79 percent) were killed with handguns. There were six females killed with knives or other cutting instruments and four killed by bodily force. The remainder of cases involved other non-firearm weapons.

Victim/Offender Relationship

In cases in which the relationship between the victim and the offender could be identified (26 cases), nearly nine out of 10 female victims (23 victims or 88 percent) were murdered by someone they knew. Only three female victims (12 percent) were killed by strangers. Of victims who knew their offenders, 48 percent (11 victims) were wives, common law wives, ex-wives, or girlfriends of the offenders. Among the 11 female intimates murdered, 64 percent (seven victims) were killed with guns; 71 percent of these (five victims) were shot and killed with handguns.

Circumstance

In cases in which the circumstance of the homicide could be identified (20 cases), 80 percent (16 cases) were not related to the commission of another felony. Of these cases, 25 percent (four cases) involved arguments between the victim and offender.

New Hampshire

Four females were murdered by males in New Hampshire in 1996

**The homicide rate among females murdered by males in New Hampshire was
0.68 per 100,000 in 1996**

•Ranked 43rd highest in the United States•

Age

One female victim was 65 years of age or older.

Race

All four females murdered in New Hampshire were white.

Most Common Weapons

All four female homicide victims were shot and killed with guns; two of the four were killed with handguns.

Victim/Offender Relationship

All of the female victims were murdered by someone they knew. Three of the victims were wives, common law wives, ex-wives, or girlfriends of the offenders. All of these three were shot and killed with guns; two of them were killed with handguns.

Circumstance

The circumstance of the homicide could be identified in two cases; neither was related to the commission of another felony.

New Jersey

51 females were murdered by males in New Jersey in 1996

**The homicide rate among females murdered by males in New Jersey was
1.24 per 100,000 in 1996
•Ranked 33rd highest in the United States•**

Age

Four female homicide victims (eight percent) were less than 18 years old, and six victims (12 percent) were 65 years of age or older.

Race

Twenty-eight female murder victims were white, 21 were black, and two were Asian or Pacific Islanders.

Most Common Weapons

In cases in which the weapon used in the homicide could be identified (50 cases), nearly four out of 10 female homicide victims (19 victims or 38 percent) were shot and killed with guns. Nearly nine out of 10 of these gun victims (17 victims or 89 percent) were killed with handguns. There were 12 females killed by bodily force and 11 killed with knives or other cutting instruments. The remainder of cases involved other non-firearm weapons.

Victim/Offender Relationship

In cases in which the relationship between the victim and the offender could be identified (43 cases), more than nine out of 10 female victims (41 victims or 95 percent) were murdered by someone they knew. Only two female victims (five percent) were killed by strangers. Of victims who knew their offenders, 41 percent (17 victims) were wives, common law wives, ex-wives, or girlfriends of the offenders. Among the 17 female intimates murdered, 29 percent (five victims) were shot and killed with handguns.

Circumstance

In cases in which the circumstance of the homicide could be identified (39 cases), 79 percent (31 cases) were not related to the commission of another felony. Of these cases, 74 percent (23 cases) involved arguments between the victim and offender.

New Mexico

13 females were murdered by males in New Mexico in 1996

**The homicide rate among females murdered by males in New Mexico was
1.50 per 100,000 in 1996**

•Ranked 24th highest in the United States•

Age

One victim was less than 18 years old, and two victims (15 percent) were 65 years of age or older.

Race

Eleven female murder victims were white, one was black, and one was American Indian or Alaskan native.

Most Common Weapons

More than eight out of 10 female homicide victims (11 victims or 85 percent) were shot and killed with guns. More than eight out of 10 of these gun victims (nine victims or 82 percent) were killed with handguns. The remainder of cases involved other non-firearm weapons.

Victim/Offender Relationship

More than eight out of 10 female victims (11 victims or 85 percent) were murdered by someone they knew. Only two female victims (15 percent) were killed by strangers. Of victims who knew their offenders, 82 percent (nine victims) were wives, common law wives, ex-wives, or girlfriends of the offenders. Among the nine female intimates murdered, 89 percent (8 victims) were killed with guns; 88 percent of these gun victims (seven victims) were shot and killed with handguns.

Circumstance

In cases in which the circumstance of the homicide could be identified (10 cases), 80 percent (eight cases) were not related to the commission of another felony. Of these cases, 63 percent (five cases) involved arguments between the victim and offender.

New York

104 females were murdered by males in New York in 1996

**The homicide rate among females murdered by males in New York was
1.10 per 100,000 in 1996
•Ranked 37th highest in the United States•**

Age

Eleven female homicide victims (11 percent) were less than 18 years old, and eight victims (eight percent) were 65 years of age or older.

Race

Female murder victims in which race was identified (98 victims) included: 55 white females, 39 black females, and four Asian or Pacific Islanders.

Most Common Weapons

In cases in which the weapon used in the homicide could be identified (102 cases), nearly four out of 10 female homicide victims (40 victims or 39 percent) were shot and killed with guns. More than eight out of 10 of these gun victims (33 victims or 83 percent) were killed with handguns. There were 35 females killed with knives or other cutting instruments, 17 females killed by bodily force, and seven females killed with blunt objects. The remainder of cases involved other non-firearm weapons.

Victim/Offender Relationship

In cases in which the relationship between the victim and the offender could be identified (83 cases), more than nine out of 10 female victims (77 victims or 93 percent) were murdered by someone they knew. Only six female victims (seven percent) were killed by strangers. Of victims who knew their offenders, two thirds (51 victims or 66 percent) were wives, common law wives, ex-wives, or girlfriends of the offenders. Among the 51 female intimates murdered, nearly half (25 victims or 49 percent) were killed with guns; 88 percent of these gun victims (22 victims) were shot and killed with handguns.

Circumstance

In cases in which the circumstance of the homicide could be identified (78 cases), 88 percent (69 cases) were not related to the commission of another felony. Of these cases, 80 percent (55 cases) involved arguments between the victim and offender.

North Dakota

Three females were murdered by males in North Dakota in 1996

**The homicide rate among females murdered by males in North Dakota was
0.93 per 100,000 in 1996**

•Ranked 40th highest in the United States•

Race

All three females murdered in North Dakota were white.

Most Common Weapons

Two victims were shot and killed with guns and one was killed with a knife or other cutting instrument.

Victim/Offender Relationship

All three female victims were murdered by someone they knew. Two victims were wives of the offender and the third was the girlfriend of the offender. Two of these female intimates were shot and killed with guns.

Circumstance

In the one case in which the circumstance of the homicide could be identified, it was not related to the commission of another felony. It involved an argument between the victim and the offender.

North Carolina

100 females were murdered by males in North Carolina in 1996

**The homicide rate among females murdered by males in North Carolina was
2.66 per 100,000 in 1996
•Ranked 5th highest in the United States•**

Age

Nine female homicide victims (nine percent) were less than 18 years old, and five victims (five percent) were 65 years of age or older.

Race

Fifty-seven female murder victims were black and 43 were white.

Most Common Weapons

In cases in which the weapon used in the homicide could be identified (82 cases), nearly two thirds of all female homicide victims (53 victims or 65 percent) were shot and killed with guns. More than seven out of 10 of these gun victims (38 victims or 72 percent) were killed with handguns. There were 13 females killed with knives or other cutting instruments, and eight females killed by bodily force. The remainder of cases involved other non-firearm weapons.

Victim/Offender Relationship

In cases in which the relationship between the victim and the offender could be identified (93 cases), more than nine out of 10 victims (89 victims or 96 percent) were murdered by someone they knew. Only four female victims (four percent) were killed by strangers. Of victims who knew their offenders, nearly two thirds (55 victims or 62 percent) were wives, common law wives, ex-wives, or girlfriends of the offenders. Among the 55 female intimates murdered, six out of 10 (33 victims or 60 percent) were killed with guns; 67 percent of these gun victims (22 victims) were shot and killed with handguns.

Circumstance

In cases in which the circumstance of the homicide could be identified (78 cases), 86 percent (67 cases) were not related to the commission of another felony. Of these cases, 45 percent (30 cases) involved arguments between the victim and offender.

Ohio

54 females were murdered by males in Ohio in 1996

**The homicide rate among females murdered by males in Ohio was
0.94 per 100,000 in 1996**

•Ranked 39th highest in the United States•

Age

Fourteen female homicide victims (26 percent) were less than 18 years old, and five victims (nine percent) were 65 years of age or older.

Race

Thirty-four female murder victims were white and 20 were black.

Most Common Weapons

In cases in which the weapon used in the homicide could be identified (52 cases), half of the female homicide victims (26 victims or 50 percent) were shot and killed with guns. Nearly nine out of 10 of these gun victims (23 victims or 88 percent) were killed with handguns. There were 12 females killed by bodily force and six killed with knives or other cutting instruments. The remainder of cases involved other non-firearm weapons.

Victim/Offender Relationship

Nearly nine out of 10 female victims (47 victims or 87 percent) were murdered by someone they knew. Only seven female victims (13 percent) were killed by strangers. Of victims who knew their offenders, 53 percent (25 victims) were wives, common law wives, ex-wives, or girlfriends of the offenders. Among the 25 female intimates murdered, 68 percent (17 victims) were killed with guns; 82 percent of these gun victims (14 victims) were shot and killed with handguns.

Circumstance

In cases in which the circumstance of the homicide could be identified (32 cases), 88 percent (28 cases) were not related to the commission of another felony. Of these cases, 25 percent (seven cases) involved arguments between the victim and offender.

Oklahoma

34 females were murdered by males in Oklahoma in 1996

**The homicide rate among females murdered by males in Oklahoma was
2.02 per 100,000 in 1996**

•Ranked 14th highest in the United States•

Age

Five female homicide victims (15 percent) were less than 18 years old, and one victim was 65 years of age or older.

Race

Twenty-six female murder victims were white, five were black, and three were American Indian or Alaskan natives.

Most Common Weapons

In cases in which the weapon used in the homicide could be identified (32 cases), nearly two thirds of the female homicide victims (20 victims or 63 percent) were shot and killed with guns. Nearly two thirds of these gun victims (13 victims or 65 percent) were killed with handguns. There were six females killed by bodily force and three killed with blunt objects. The remainder of cases involved other non-firearm weapons.

Victim/Offender Relationship

More than nine out of 10 female victims (33 victims or 97 percent) were murdered by someone they knew. Only one female victim was killed by a stranger. Of victims who knew their offenders, 70 percent (23 victims) were wives, common law wives, ex-wives, or girlfriends of the offenders. Among the 23 female intimates murdered, 65 percent (15 victims) were killed with guns; 60 percent of these gun victims (nine victims) were shot and killed with handguns.

Circumstance

Ninety-four percent (32 cases) of the homicides were not related to the commission of another felony. Of these cases, 41 percent (13 cases) involved arguments between the victim and offender.

Oregon

22 females were murdered by males in Oregon in 1996

**The homicide rate among females murdered by males in Oregon was
1.36 per 100,000 in 1996**

•Ranked 31st highest in the United States•

Age

Five victims (23 percent) were 65 years of age or older.

Race

Eighteen female murder victims were white, three were Asian or Pacific Islanders, and one was black.

Most Common Weapons

More than half of the female homicide victims (12 victims or 55 percent) were shot and killed with guns. More than nine out of 10 of these gun victims (11 victims or 92 percent) were killed with handguns. There were five females killed by strangulation and three killed with blunt objects. The remainder of cases involved other non-firearm weapons.

Victim/Offender Relationship

More than nine out of 10 female victims (21 victims or 95 percent) were murdered by someone they knew. Only one female victim was killed by a stranger. Of victims who knew their offenders, 76 percent (16 victims) were wives, common law wives, ex-wives, or girlfriends of the offenders. Among the 16 female intimates murdered, 63 percent (10 victims) were killed with guns; 90 percent of these gun victims (nine victims) were shot and killed with handguns.

Circumstance

In cases in which the circumstance of the homicide could be identified (19 cases), 79 percent (15 cases) were not related to the commission of another felony. Of these cases, 40 percent (six cases) involved arguments between the victim and offender.

Pennsylvania

71 females were murdered by males in Pennsylvania in 1996

**The homicide rate among females murdered by males in Pennsylvania was
1.14 per 100,000 in 1996**

•Ranked 36th highest in the United States•

Age

Five female homicide victims (seven percent) were less than 18 years old, and six victims (eight percent) were 65 years of age or older.

Race

Forty-one female murder victims were white, 29 were black, and one was Asian or Pacific Islander.

Most Common Weapons

In cases in which the weapon used in the homicide could be identified (64 cases), nearly half of all female homicide victims (31 victims or 48 percent) were shot and killed with guns. More than three quarters of these gun victims (24 victims or 77 percent) were killed with handguns. There were 14 females killed with knives or other cutting instruments, eight females killed by bodily force, five females killed by strangulation, and three females killed with blunt objects. The remainder of cases involved other non-firearm weapons.

Victim/Offender Relationship

More than nine out of 10 female victims (67 victims or 94 percent) were murdered by someone they knew. Only four female victims (six percent) were killed by strangers. Of victims who knew their offenders, six out of 10 (41 victims or 61 percent) were wives, common law wives, ex-wives, or girlfriends of the offenders. Among the 41 female intimates murdered, nearly half (20 victims or 49 percent) were killed with guns; 85 percent of these gun victims (17 victims) were shot and killed with handguns.

Circumstance

In cases in which the circumstance of the homicide could be identified (61 cases), 93 percent (57 cases) were not related to the commission of another felony. Of these cases, 61 percent (35 cases) involved arguments between the victim and offender.

Rhode Island

Five females were murdered by males in Rhode Island in 1996

**The homicide rate among females murdered by males in Rhode Island was
0.97 per 100,000 in 1996**

•Ranked 38th highest in the United States•

Age

One female homicide victim was less than 18 years old, and one victim was 65 years of age or older.

Race

All five females murdered in Rhode Island were white.

Most Common Weapons

In cases in which the weapon used in the homicide could be identified (four cases), two female homicide victims were shot and killed with handguns, one was killed with a knife or other cutting instrument, and one was killed with bodily force.

Victim/Offender Relationship

In cases in which the relationship between the victim and the offender could be identified (four cases), all of the female victims were murdered by someone they knew. Two of the victims were wives, common law wives, ex-wives, or girlfriends of the offenders. One of the female intimates murdered was shot and killed with a handgun.

Circumstance

In cases in which the circumstance of the homicide could be identified (three cases), none of the cases were related to the commission of another felony. One of the cases involved an argument between the victim and the offender.

South Carolina

58 females were murdered by males in South Carolina in 1996

**The homicide rate among females murdered by males in South Carolina was
3.03 per 100,000 in 1996**

•Ranked 3rd highest in the United States•

Age

Five female homicide victims (nine percent) were less than 18 years old, and five victims (nine percent) were 65 years of age or older.

Race

Thirty-six female murder victims were black and 22 were white.

Most Common Weapons

In cases in which the weapon used in the homicide could be identified (54 cases), more than two thirds of female homicide victims (37 victims or 69 percent) were shot and killed with guns. Nearly six out of 10 of these gun victims (22 victims or 59 percent) were killed with handguns. There were eight females killed with knives or other cutting instruments, and four killed by bodily force. The remainder of cases involved other non-firearm weapons.

Victim/Offender Relationship

In cases in which the relationship between the victim and the offender could be identified (56 cases), more than nine out of 10 female victims (55 victims or 98 percent) were murdered by someone they knew. Only one female victim was killed by a stranger. Of victims who knew their offenders, 76 percent (42 victims) were wives, common law wives, ex-wives, or girlfriends of the offenders. Among the 42 female intimates murdered, 69 percent (29 victims) were killed with guns; 52 percent of these gun victims (15 victims) were shot and killed with handguns.

Circumstance

In cases in which the circumstance of the homicide could be identified (56 cases), 86 percent (48 cases) were not related to the commission of another felony. Of these cases, 85 percent (41 cases) involved arguments between the victim and offender.

South Dakota

One female was murdered by a male in South Dakota in 1996

**The homicide rate among females murdered by males in South Dakota was
0.27 per 100,000 in 1996**

•Ranked 48th highest in the United States•

Age

The one female homicide victim was 65 years of age or older.

Race

The female homicide victim was white.

Most Common Weapons

The female homicide victim was shot and killed with a shotgun.

Victim/Offender Relationship

The female victim was the mother of the offender.

Circumstance

The circumstance of the homicide could not be identified.

Tennessee

53 females were murdered by males in Tennessee in 1996

**The homicide rate among females murdered by males in Tennessee was
1.93 per 100,000 in 1996**

•Ranked 15th highest in the United States•

Age

Eight female homicide victims (15 percent) were less than 18 years old, and four victims (eight percent) were 65 years of age or older.

Race

Twenty-eight female murder victims were white, 24 were black, and one was Asian or Pacific Islander.

Most Common Weapons

Nearly two thirds of female homicide victims (34 victims or 64 percent) were shot and killed with guns. Nearly three quarters of these gun victims (25 victims or 74 percent) were killed with handguns. There were nine females killed with knives or other cutting instruments, and six killed by bodily force. The remainder of cases involved other non-firearm weapons.

Victim/Offender Relationship

More than nine out of 10 female victims (48 victims or 91 percent) were murdered by someone they knew. Only five female victims (nine percent) were killed by strangers. Of victims who knew their offenders, 54 percent (26 victims) were wives, common law wives, ex-wives, or girlfriends of the offenders. Among the 26 female intimates murdered, 69 percent (18 victims) were killed with guns; 67 percent of these gun victims (12 victims) were shot and killed with handguns.

Circumstance

In cases in which the circumstance of the homicide could be identified (43 cases), 91 percent (39 cases) were not related to the commission of another felony. Of these cases, 72 percent (28 cases) involved arguments between the victim and offender.

Texas

210 females were murdered by males in Texas in 1996

**The homicide rate among females murdered by males in Texas was
2.17 per 100,000 in 1996**

•Ranked 10th highest in the United States•

Age

Thirty female homicide victims (14 percent) were less than 18 years old, and 10 victims (five percent) were 65 years of age or older.

Race

There were 155 female murder victims who were white, 50 who were black, and five who were Asian or Pacific Islanders.

Most Common Weapons

In cases in which the weapon used in the homicide could be identified (204 cases), more than half of all female homicide victims (113 victims or 55 percent) were shot and killed with guns. More than seven out of 10 of these gun victims (80 victims or 71 percent) were killed with handguns. There were 42 females killed with knives or other cutting instruments, 25 females killed by bodily force, 15 females killed by blunt objects, and eight females killed by strangulation. The remainder of cases involved other non-firearm weapons.

Victim/Offender Relationship

In cases in which the relationship between the victim and the offender could be identified (203 cases), more than nine out of 10 female victims (190 victims or 94 percent) were murdered by someone they knew. Only 13 female victims (six percent) were killed by strangers. Of victims who knew their offenders, nearly six out of 10 (110 victims or 58 percent) were wives, common law wives, ex-wives, or girlfriends of the offenders. Among the 110 female intimates murdered, more than two thirds (75 victims or 68 percent) were killed with guns; 72 percent of these gun victims (54 victims) were shot and killed with handguns.

Circumstance

In cases in which the circumstance of the homicide could be identified (176 cases), 84 percent (147 cases) were not related to the commission of another felony. Of these cases, 76 percent (111 cases) involved arguments between the victim and offender.

Utah

14 females were murdered by males in Utah in 1996

**The homicide rate among females murdered by males in Utah was
1.39 per 100,000 in 1996
•Ranked 29th highest in the United States•**

Age

One female homicide victim was less than 18 years old, and two victims (14 percent) were 65 years of age or older.

Race

Twelve female murder victims were white, one was American Indian or Alaskan native, and one was Asian or Pacific Islander.

Most Common Weapons

More than four out of 10 female homicide victims (six victims or 43 percent) were shot and killed with handguns. There were five females killed with knives or other cutting instruments, and two killed by bodily force. The remainder of cases involved other non-firearm weapons.

Victim/Offender Relationship

More than nine out of 10 female victims (13 victims or 93 percent) were murdered by someone they knew. Only one female victim was killed by a stranger. Of victims who knew their offenders, 62 percent (eight victims) were wives, common law wives, ex-wives, or girlfriends of the offenders. Among the eight female intimates murdered, half (four victims or 50 percent) were shot and killed with handguns.

Circumstance

In cases in which the circumstance of the homicide could be identified (nine cases), 78 percent (seven cases) were not related to the commission of another felony. Of these cases, 71 percent (five cases) involved arguments between the victim and offender.

Vermont

Two females were murdered by males in Vermont in 1996

**The homicide rate among females murdered by males in Vermont was
0.67 per 100,000 in 1996**

•Ranked 44th highest in the United States•

Race

One female murder victim was white and one was Asian or Pacific Islander.

Most Common Weapons

Both female homicide victims were shot and killed with guns; in one of these cases, the weapon was a handgun.

Victim/Offender Relationship

Both of the female victims were murdered by someone they knew.

Circumstance

Neither of the cases was related to the commission of another felony. One of the cases involved an argument between the victim and the offender.

Virginia

87 females were murdered by males in Virginia in 1996

**The homicide rate among females murdered by males in Virginia was
2.56 per 100,000 in 1996**

•Ranked 6th highest in the United States•

Age

Ten female homicide victims (11 percent) were less than 18 years old, and four victims (five percent) were 65 years of age or older.

Race

Forty-six female murder victims were black, 39 were white, and two were Asian or Pacific Islanders.

Most Common Weapons

In cases in which the weapon used in the homicide could be identified (83 cases), nearly two thirds of the female homicide victims (55 victims or 66 percent) were shot and killed with guns. More than seven out of 10 of these gun victims (39 victims or 71 percent) were killed with handguns. There were 15 females killed with knives or other cutting instruments, and seven killed by bodily force. The remainder of cases involved other non-firearm weapons.

Victim/Offender Relationship

In cases in which the relationship between the victim and the offender could be identified (83 cases), more than nine out of 10 female victims (80 victims or 96 percent) were murdered by someone they knew. Only three female victims (four percent) were killed by strangers. Of victims who knew their offenders, 58 percent (46 victims) were wives, common law wives, ex-wives, or girlfriends of the offenders. Among the 46 female intimates murdered, 72 percent (33 victims) were killed with guns; 67 percent of these gun victims (22 victims) were shot and killed with handguns.

Circumstance

In cases in which the circumstance of the homicide could be identified (82 cases), 80 percent (66 cases) were not related to the commission of another felony. Of these cases, 82 percent (54 cases) involved arguments between the victim and offender.

Washington

47 females were murdered by males in Washington in 1996

**The homicide rate among females murdered by males in Washington was
1.69 per 100,000 in 1996**

•Ranked 20th highest in the United States•

Age

Six female homicide victims (13 percent) were less than 18 years old, and two victims (four percent) were 65 years of age or older.

Race

Thirty-nine female murder victims were white, seven were black, and one was Asian or Pacific Islander.

Most Common Weapons

In cases in which the weapon used in the homicide could be identified (45 cases), nearly half of all female homicide victims (21 victims or 47 percent) were shot and killed with guns. More than eight out of 10 of these gun victims (17 victims or 81 percent) were killed with handguns. There were six females killed with knives or other cutting instruments, six females killed by strangulation, five females killed by bodily force, and three females killed by blunt objects. The remainder of cases involved other non-firearm weapons.

Victim/Offender Relationship

In cases in which the relationship between the victim and the offender could be identified (46 cases), more than nine out of 10 female victims (43 victims or 93 percent) were murdered by someone they knew. Only three female victims (seven percent) were killed by strangers. Of victims who knew their offenders, two thirds (29 victims or 67 percent) were wives, common law wives, ex-wives, or girlfriends of the offenders. Among the 29 female intimates murdered, more than half (15 victims or 52 percent) were killed with guns; 80 percent of these gun victims (12 victims) were shot and killed with handguns.

Circumstance

In cases in which the circumstance of the homicide could be identified (44 cases), 77 percent (34 cases) were not related to the commission of another felony. Of these cases, 44 percent (15 cases) involved arguments between the victim and offender.

West Virginia

11 females were murdered by males in West Virginia in 1996

**The homicide rate among females murdered by males in West Virginia was
1.16 per 100,000 in 1996**

•Ranked 35th highest in the United States•

Age

One female homicide victim was less than 18 years old, and one victim was 65 years of age or older.

Race

Ten female murder victims were white and one was black.

Most Common Weapons

Nearly two thirds of female homicide victims (seven victims or 64 percent) were shot and killed with guns. Nearly six out of 10 of these gun victims (four victims or 57 percent) were killed with handguns. There were three females killed by bodily force and one killed with a knife or other cutting instrument.

Victim/Offender Relationship

All 11 victims were murdered by someone they knew. Six victims (55 percent) were wives, common law wives, ex-wives, or girlfriends of the offenders. Among the six female intimates murdered, 83 percent (five victims) were killed with guns; 60 percent of these gun victims (three victims) were shot and killed with handguns.

Circumstance

In cases in which the circumstance of the homicide could be identified (nine cases), none of the murders were related to the commission of another felony. Eight cases (89 percent) involved arguments between the victim and offender.

Wisconsin

37 females were murdered by males in Wisconsin in 1996

**The homicide rate among females murdered by males in Wisconsin was
1.41 per 100,000 in 1996**

•Ranked 28th highest in the United States•

Age

Six female homicide victims (16 percent) were less than 18 years old, and 10 victims (27 percent) were 65 years of age or older.

Race

Twenty-seven female murder victims were white, nine were black, and one was American Indian or Alaskan native.

Most Common Weapons

In cases in which the weapon used in the homicide could be identified (30 cases), more than half of the female homicide victims (16 victims or 53 percent) were shot and killed with guns. Nearly nine out of 10 of these gun victims (14 victims or 88 percent) were killed with handguns. There were six females killed with knives or other cutting instruments and five females killed by bodily force. The remainder of cases involved other non-firearm weapons.

Victim/Offender Relationship

Nearly eight out of 10 female victims (29 victims or 78 percent) were murdered by someone they knew. Eight female victims (22 percent) were killed by strangers. Of victims who knew their offenders, 21 percent (six victims) were wives, common law wives, ex-wives, or girlfriends of the offenders. Among the six female intimates murdered, 33 percent (two victims) were shot and killed with handguns.

Circumstance

In cases in which the circumstance of the homicide could be identified (34 cases), 88 percent (30 cases) were not related to the commission of another felony. Of these cases, 23 percent (seven cases) involved arguments between the victim and offender.

Wyoming

Five females were murdered by males in Wyoming in 1996

**The homicide rate among females murdered by males in Wyoming was
2.09 per 100,000 in 1996**

•Ranked 11th highest in the United States•

Race

All five females murdered were white.

Most Common Weapons

Four of the five female homicide victims (80 percent) were shot and killed with guns. Three of these four (75 percent) were shot and killed with handguns. There was one female killed with a knife or other cutting instrument.

Victim/Offender Relationship

All five victims were murdered by someone they knew. Three victims (60 percent) were wives, common law wives, ex-wives, or girlfriends of the offender. All three of these female intimates were shot and killed with handguns.

Circumstance

In cases in which the circumstance of the homicide could be identified (four cases), two were not related to the commission of another felony. Of these cases, one involved an argument between the victim and offender.

Appendix: Methodology

Data on female homicide¹ in the United States were obtained from the Federal Bureau of Investigation (FBI). The FBI's Uniform Crime Reporting Program (UCR) collects basic information on serious crimes from participating police agencies and records supplemental information about the circumstances of homicides in its unpublished Supplemental Homicide Report (SHR). Submitted monthly, supplemental data consist of the age, sex, and race of both victims and offenders; the types of weapons used; the relationship of victims to offenders; and the circumstances of the murders. Data for this report were downloaded from the Inter-University Consortium for Political and Social Research² (ICPSR) website at www.icpsr.umich.edu/index.html.

Analysis of 1996 female homicides was limited to cases involving one female victim and one male offender. This analysis excludes all female homicide cases that counted more than one victim or offender, and all female homicide cases involving single female offenders. The rationale for this method of analysis is that supplemental data on weapon used, relationship of victim to offender, and circumstance provided by the UCR Program are only reported for the first recorded victim and offender—such data are not reported for additional victims and/or offenders. The supplemental data provided on additional victims and offenders are limited to age, race, and sex. If a multiple victim and/or offender case involved more than one type of relationship (e.g. a wife and children); more than one type of weapon (e.g. knife or other cutting instrument and a firearm); or more than one circumstance (e.g. rape and other, non-felony circumstance) this information is not recorded.

According to the FBI's Uniform Crime Reporting Program, supplemental data are provided on only a subset of homicide cases. Additionally, SHR data are updated throughout the year as homicide reports are forwarded by state UCR programs. There are also variations in reporting rates by state, and estimates are frequently done on this data to account for these variations. *When Men Murder Women* is based on *reported cases only*. No estimates were computed for this analysis. Therefore, some states may be under-reported.

¹ According to the FBI, there are two types of classifiable homicide: murder and nonnegligent manslaughter; and manslaughter by negligence. According to the FBI's *Crime in the United States 1996*, the UCR Program defines murder and nonnegligent manslaughter as "the willful (nonnegligent) killing of one human being by another." Not included in the count for this offense classification are deaths caused by negligence; suicide; accident; traffic fatalities; and attempts to murder or assaults to murder, which are considered aggravated assaults. Manslaughter by negligence is defined as "the killing of another person through gross negligence." Not included in the count for this offense are deaths of persons due to their own negligence; accidental deaths not resulting from gross negligence; and traffic fatalities. In 1996 there were only 50 females murdered by males in single victim/single offender homicides that were classified as manslaughter by negligence—most involving firearms—out of a total of 2,129 homicides. The circumstances of these 50 incidents included: one victim shot in a hunting accident; three gun-cleaning deaths; nine killed by children playing with a gun; 21 killed in other negligent incidents involving the handling of a gun which resulted in the death of another; and 16 other incidents of manslaughter by negligence except traffic deaths.

² The ICPSR is located within the Institute for Social Research at the University of Michigan, and is "a membership-based, not-for-profit organization serving member colleges and universities in the United States and abroad."

