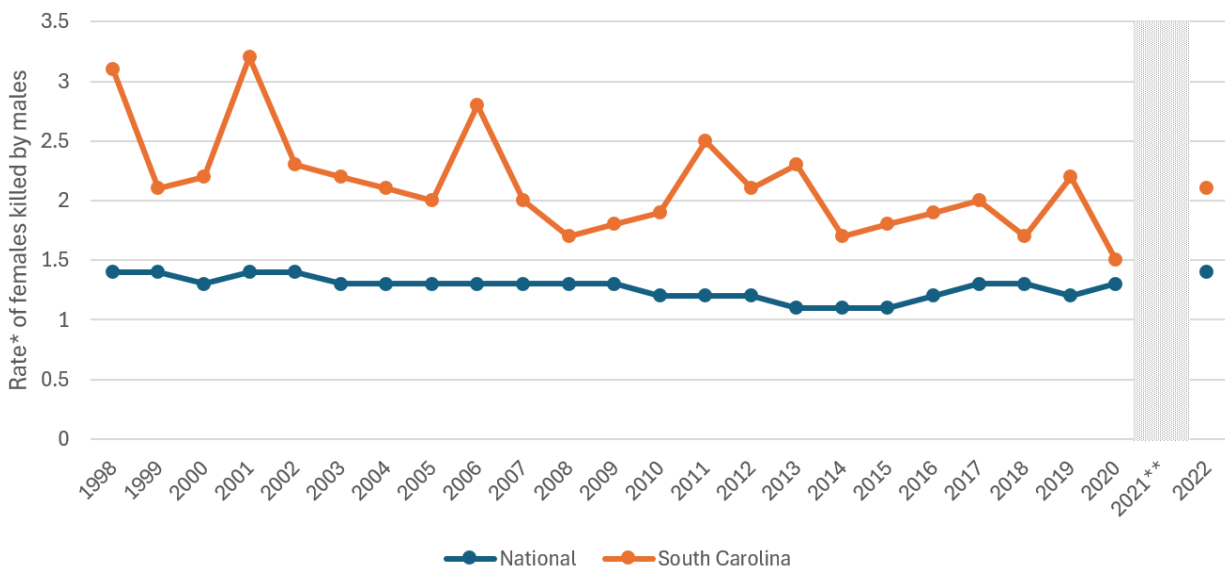


South Carolina’s History of Deadly Violence Against Women

Compared to national rates, South Carolina has consistently had higher rates of female victims killed by male offenders in single victim/single offender incidents. South Carolina was in the top 10 states for 23 out of the past 25 years (1996 – 2020)¹ and ranks 17th in the nation in terms of household firearm ownership rates.² However, South Carolina has experienced a decline in the rate of females killed by males since it first ranked #1 in 1998 as detailed in the 2000 edition of the Violence Policy Center’s (VPC) annual report *When Men Murder Women*.³ In 2022, South Carolina’s rate of females killed by males was 2.1 per 100,000, compared to the national rate of 1.4 per 100,000 (Figure 1). There were a total of 56 female victims killed by men in the state that year.^a

Figure 1. Rate of females killed by males in South Carolina and nationally, 1996 — 2022⁴



*Rates are per 100,000 and not adjusted for age

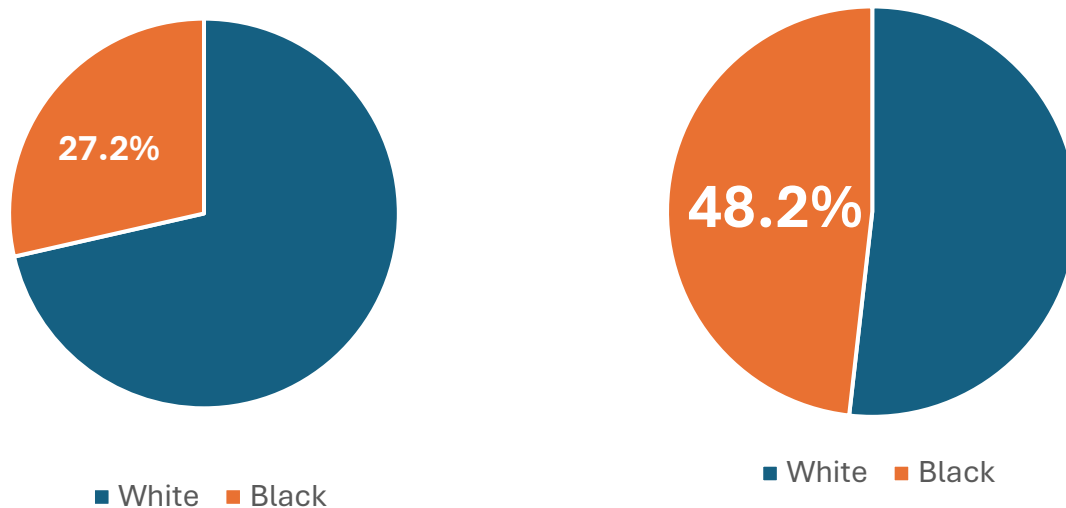
**FBI crime data are not shown for 2021 due to unreliability of data caused by the transition between FBI crime data reporting systems (depicted by grey area of graph)

^a Due to changes in the way Federal Bureau of Investigation (FBI) crime data are collected and reported, beginning with 2021 data, the VPC has not been able to rank the states or offer state-level information for all 50 states. The VPC hopes that at some point in the near future FBI crime data will once again be sufficiently robust to allow for a more complete analysis of the data, including state rankings.

RACE

With a rate of 3.7 per 100,000, Black women in South Carolina are more than twice as likely to be killed by a man compared to white women (1.6 per 100,000). Out of 56 female homicide victims in South Carolina in 2022, 27 were Black (48.2 percent) and 29 were white (51.8 percent). Black women make up nearly half of all female homicide victims killed by males in South Carolina but only one-quarter of the female population in the state further illustrating the racial disparities in gun violence among female residents of South Carolina (Figure 2).

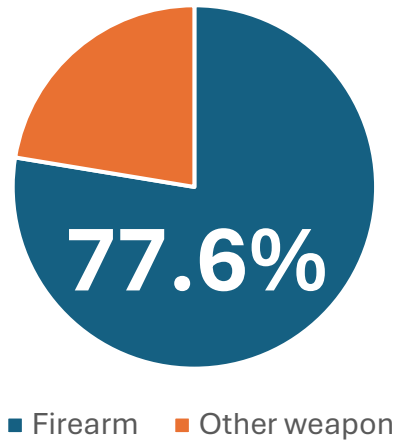
Figure 2. Black percentage of South Carolina female population (left figure)⁵; Black percentage of South Carolina female homicide victims (right figure)⁴, 2022



MOST COMMON WEAPONS

For homicides in which the weapon used to be identified, 77.6 percent of victims (38 out of 49) were killed with guns (Figure 3). Of these, 52.6 percent (20 victims) were killed with a handgun. Four females were killed by bodily force, 3 were killed with a knife or other cutting instrument, 1 was killed with a blunt object, and 3 were killed with other weapons.

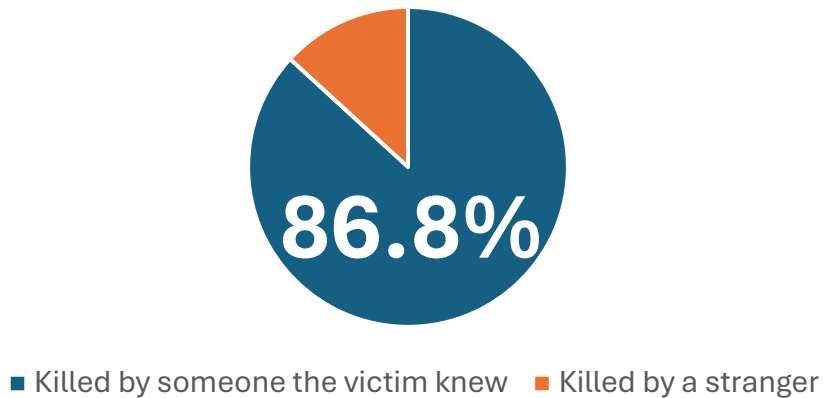
Figure 3. Percentage of female homicide victims killed with firearms⁴



VICTIM/OFFENDER RELATIONSHIP

For homicides in which the victim to offender relationship could be identified, 86.8 percent of female victims (46 out of 53) were murdered by someone they knew (Figure 4). Seven victims were killed by a stranger. Of the victims who knew their offenders, 50.0 percent (23 victims) were wives, common-law wives, ex-wives, or girlfriends of the offenders.

Figure 4. Percentage of female homicide victims killed by someone they knew⁴



AGE

Victim age was available for all female homicide victims in South Carolina in 2022. Two victims (3.6 percent) were less than 18 years old and 12 victims were age 65 and older (21.4 percent). The average victim age was 46.9 years old.

CIRCUMSTANCE

For homicides in which the circumstances could be identified, 69.2 percent (27 out of 39) were not related to the commission of any other felony. Of these, 59.3 percent (16 homicides) involved arguments between the victim and the offender.

REFERENCES

1. Violence Policy Center. When Men Murder Women: A Review of 25 Years of Female Homicide Victimization in the United States. October 2023. Available at: <https://www.vpc.org/studies/wmmw2023.pdf>.
2. Schell TL, Peterson S, Vegetabile GB, et al. State-Level Estimates of Household Firearm Ownership. RAND, 2020. Available at: <https://www.rand.org/pubs/tools/TL354.html>.
3. Violence Policy Center. When Men Murder Women: An Analysis of 1998 Homicide Data. October 2000. Available at: <https://vpc.org/publications/when-men-murder-women-an-analysis-of-1998-homicide-data/>.
4. FBI Supplementary Homicide Report data. Downloaded from the Crime Data Explorer on January 26, 2024. Available at: <https://cde.ucr.cjis.gov/LATEST/webapp/#/pages/home>.
5. CDC WISQARS Fatal and Nonfatal Injury Reports. Accessed August 19, 2024. Available at: <https://wisqars.cdc.gov/reports>.

For more information, please contact VPC Development and Communications Manager Georgia Seltzer at gseltzer@vpc.org or 202-822-8200 x 104.