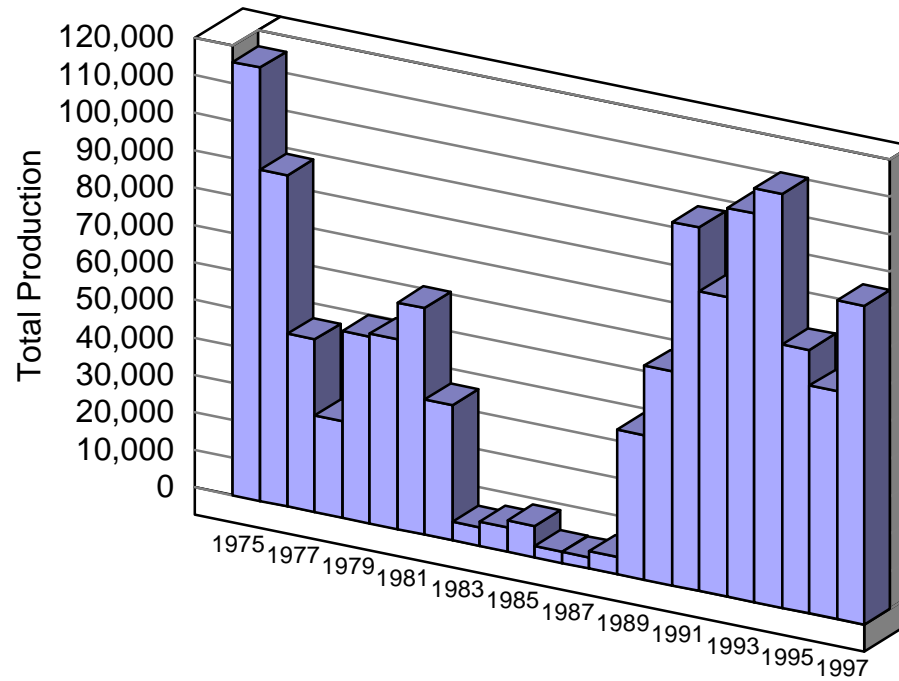


Texas Firearms Production

1975-1997

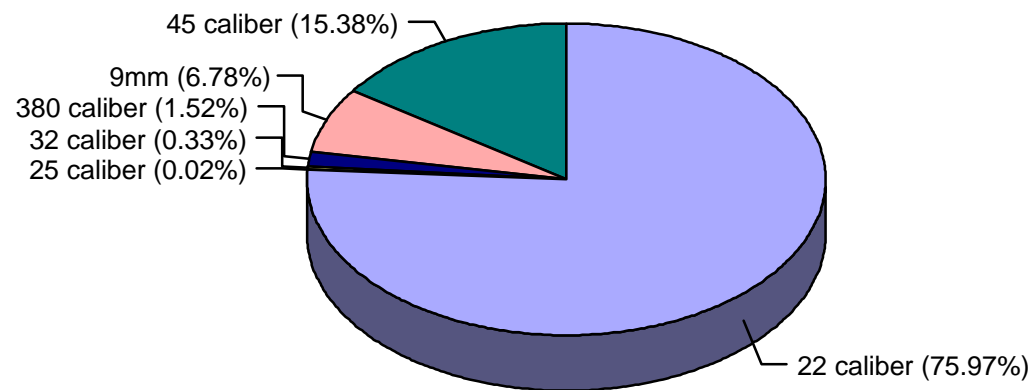


Texas Pistol Production

Year	Caliber						Total
	.22	.25	.32	.380	9mm	.45	
1975	45,875	0	0	0	0	0	45,875
1976	34,208	0	0	0	0	0	34,208
1977	18,819	0	0	0	0	0	18,819
1978	16,544	0	0	0	0	0	16,544
1979	27,510	0	0	0	0	0	27,510
1980	36,075	0	0	0	0	0	36,075
1981	39,359	0	0	0	0	0	39,359
1982	18,048	0	0	0	0	0	18,048
1983	3,498	0	0	0	0	0	3,498
<i>No Production Data Reported 1984-1985</i>							
1986	27	2	50	55	1,110	1,807	3,051
1987	47	3	57	338	847	1,572	2,864
1988	25	2	43	586	960	1,778	3,394
1989	72	0	69	58	903	3,475	4,577
1990	51	0	128	82	2,024	3,564	5,849
1991	71	11	84	51	3,685	5,074	8,976

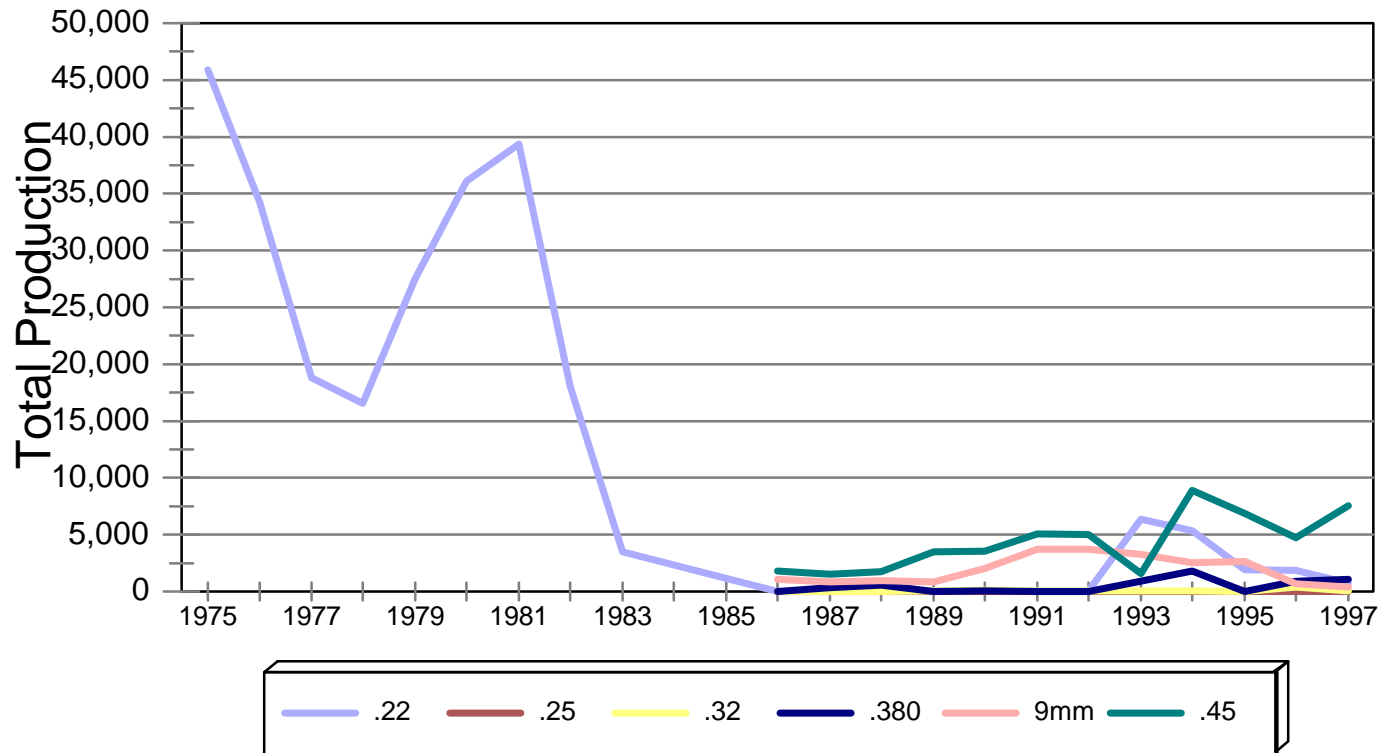
Year	Caliber						Total
	.22	.25	.32	.380	9mm	.45	
1992	71	11	84	51	3,691	5,014	8,922
1993	6,336	0	0	0	3,300	1,579	11,215
1994	5,373	4	69	1,820	2,573	8,930	18,769
1995	1,915	0	39	40	2,660	6,862	11,516
1996	1,855	15	437	935	719	4,747	8,708
1997	756	11	68	1,107	429	7,528	9,899
Total	256,535	59	1,128	5,123	22,901	51,930	337,676

Texas Pistol Production By Caliber, 1975-1997



Texas Pistol Production

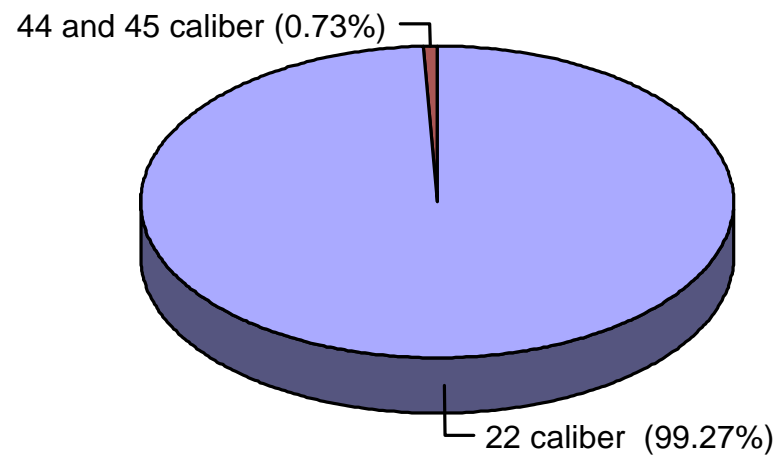
By Caliber, 1975-1997



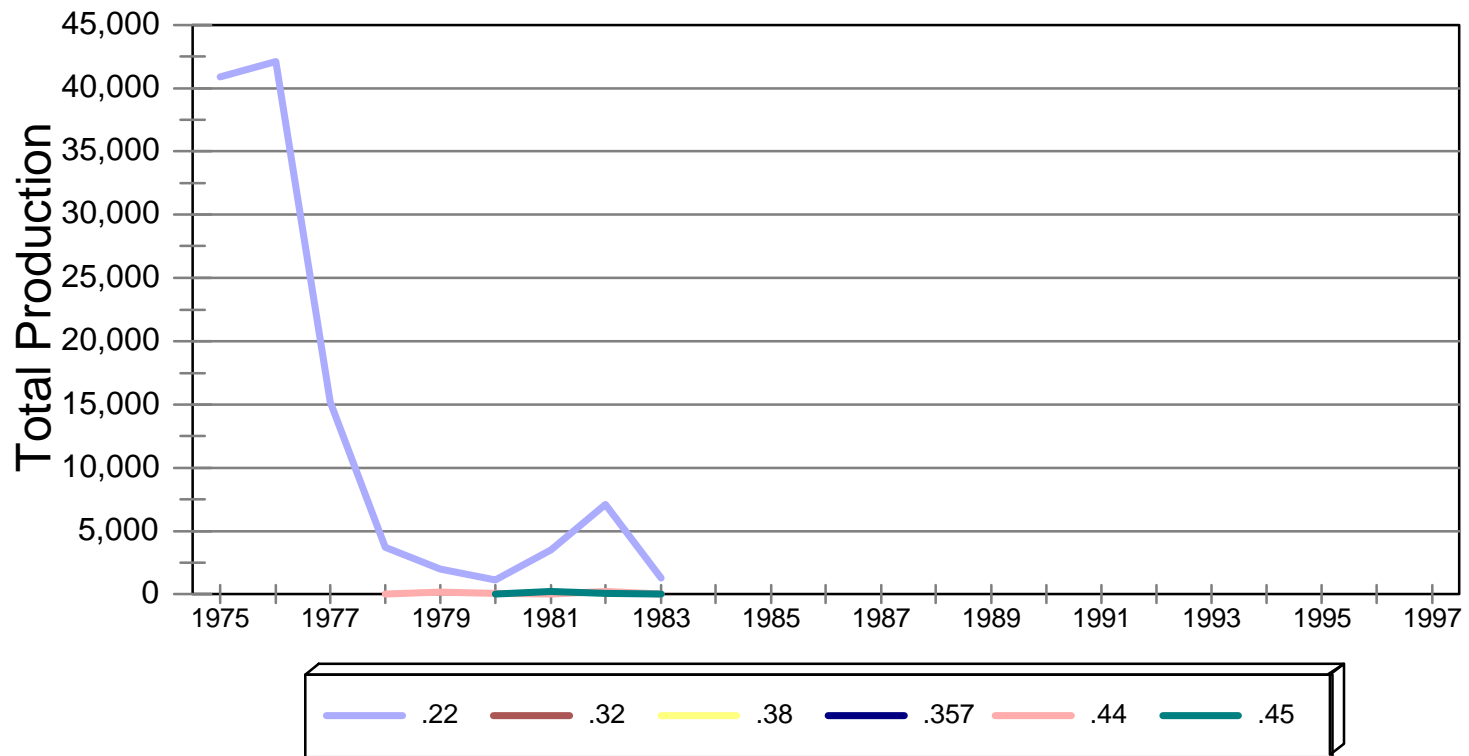
Texas Revolver Production

Year	Caliber						Total
	.22	.32	.38	.357	.44	.45	
1975	40,915	0	0	0	0	0	40,915
1976	42,091	0	0	0	0	0	42,091
1977	15,190	0	0	0	0	0	15,190
1978	3,712	0	0	0	19	0	3,731
1979	1,959	0	0	0	158	0	2,117
1980	1,132	0	0	0	64	5	1,201
1981	3,524	0	0	0	34	217	3,775
1982	7,099	0	0	0	220	69	7,388
1983	1,304	0	0	0	42	37	1,383
Total	116,926	0	0	0	537	328	117,791

Texas Revolver Production By Caliber, 1975-1997



Texas Revolver Production By Caliber, 1975-1997



Texas Long Gun Production

Year	Rifle	Shotgun	Total
1975	1,537	27,373	28,910
1976	688	11,487	12,175
1977	2,181	9,840	12,021
1978	0	5,527	5,527
1979	0	20,118	20,118
1980	0	13,325	13,325
1981	0	17,328	17,328
1982	0	10,709	10,709
1983	0	0	0
1984	0	6,527	6,527
1985	0	8,317	8,317
<i>No Production Data Reported 1986-1987</i>			

Year	Rifle	Shotgun	Total
1988	0	1,130	1,130
1989	0	34,022	34,022
1990	0	51,318	51,318
1991	0	88,132	88,132
1992	0	71,068	71,068
1993	0	92,526	92,526
1994	0	91,731	91,731
1995	0	58,915	58,915
1996	410	51,764	52,174
1997	1,025	74,269	75,294
Total	5,841	745,426	751,267

Texas Long Gun Production

1975-1997

