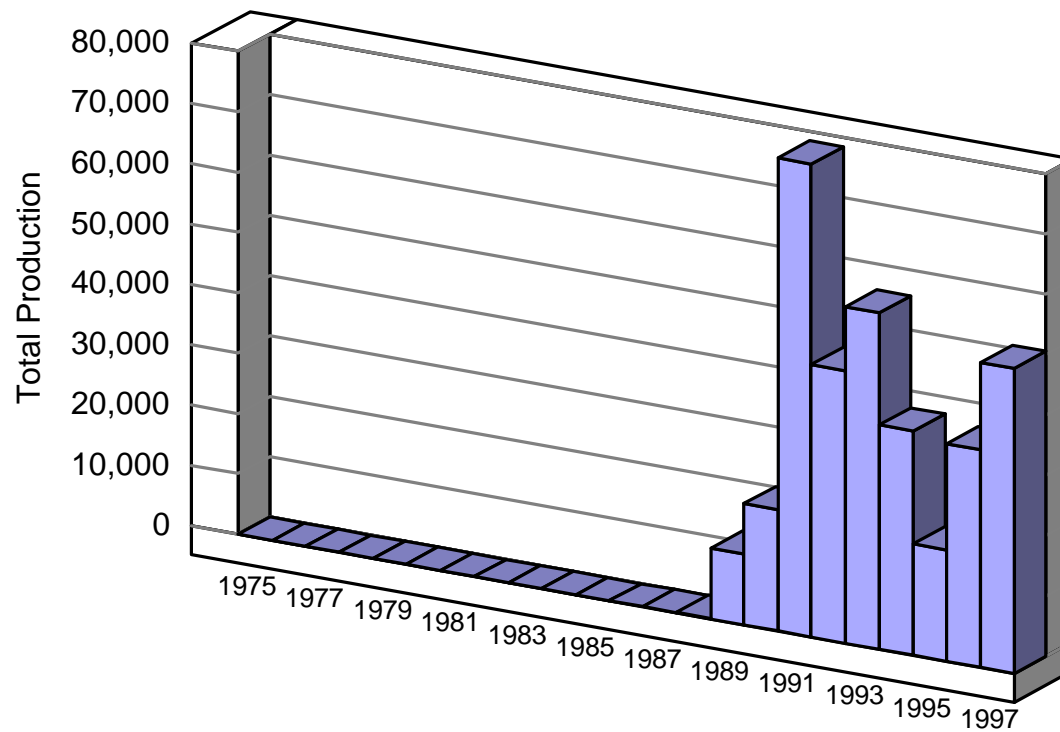


Ohio Firearms Production 1975-1997

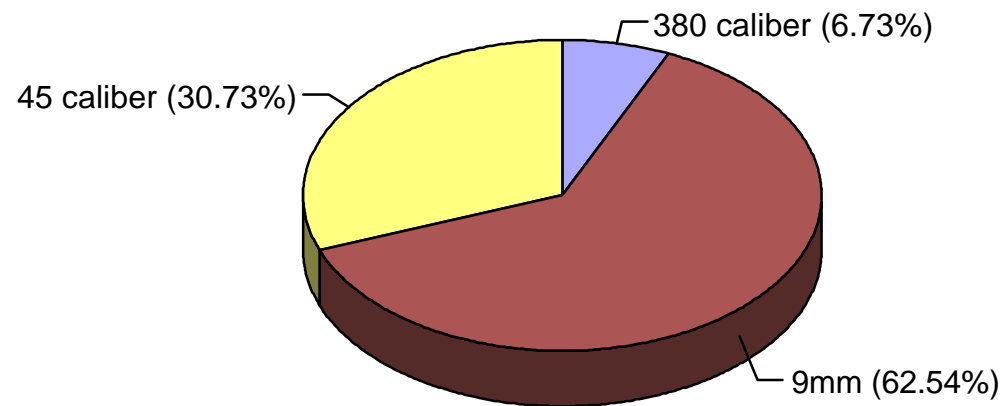


Ohio Pistol Production

Year	Caliber						Total
	.22	.25	.32	.380	9mm	.45	
1988	0	0	0	0	95	0	95
1989	0	0	0	157	11,572	0	11,729
1990	0	0	0	0	20,069	0	20,069
1991	0	0	0	0	39,330	39,097	78,427
1992	0	0	0	0	21,759	23,464	45,223
1993	0	0	0	0	42,611	13,180	55,791
1994	0	0	0	4,569	26,049	6,511	37,129
1995	0	0	0	2,960	11,502	3,987	18,449
1996	0	0	0	6,900	14,025	6,458	27,383
1997	0	0	0	6,940	12,966	5,580	25,486
Total	0	0	0	21,526	199,978	98,277	319,781

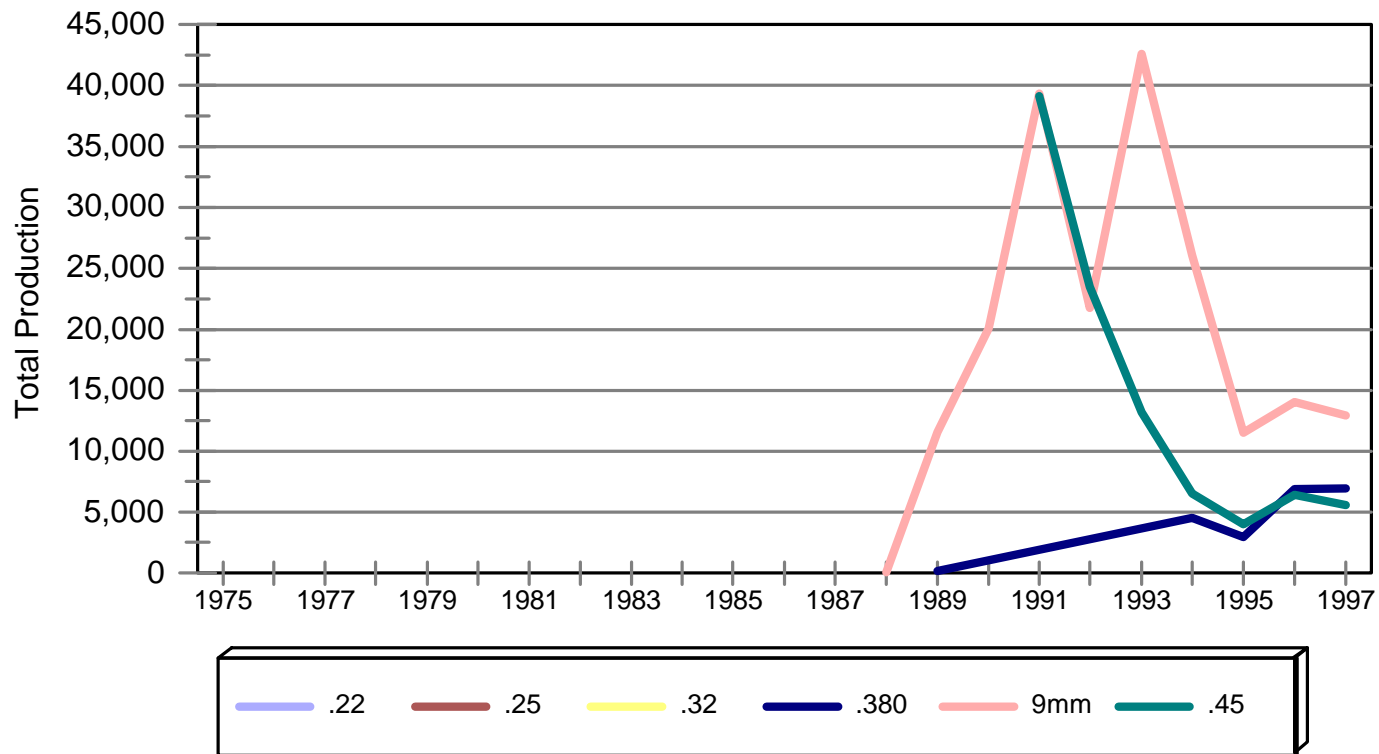
Ohio Pistol Production

By Caliber, 1975-1997



Ohio Pistol Production

By Caliber, 1975-1997



Ohio Long Gun Production

Year	Rifle	Shotgun	Total
1996	8,700	0	8,700
1997	25,100	0	25,100
Total	33,800	0	33,800

Ohio Long Gun Production 1975-1997

