

## **Section One: National Data**

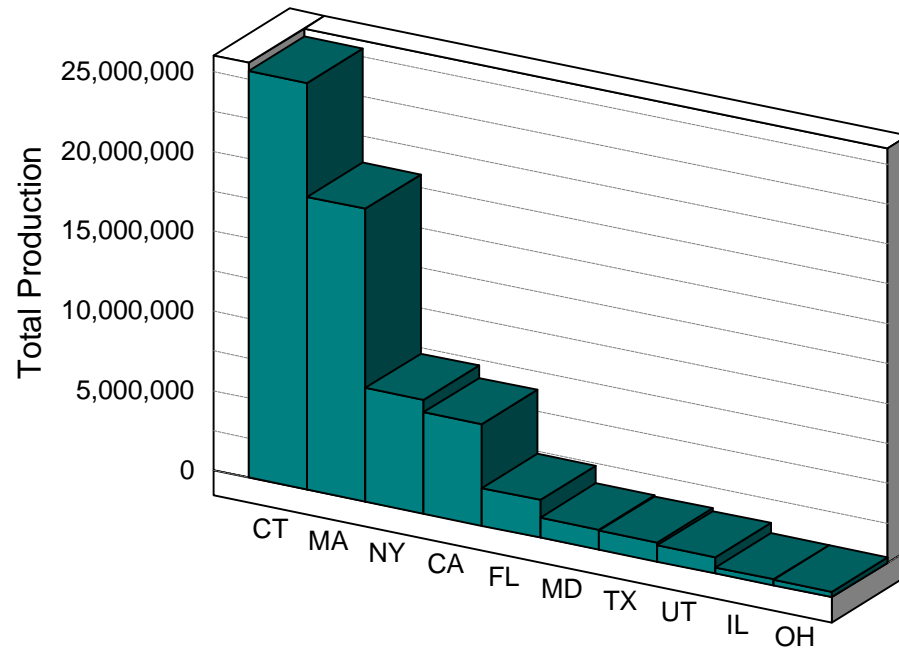
**Domestic Firearms Production 1975-1997**  
States Ranked By Production

State	Pistols	Revolvers	Total Handguns	Rifles	Shotguns	Total Long Guns	Total Guns
<b>Connecticut</b>	3,402,282	2,298,157	<b>5,700,439</b>	14,603,310	5,168,815	<b>19,772,125</b>	<b>25,472,564</b>
<b>Massachusetts</b>	2,937,875	10,801,149	<b>13,739,024</b>	936,095	3,685,816	<b>4,621,911</b>	<b>18,360,915</b>
<b>New York</b>	333,548	7,585	<b>341,133</b>	2,818,520	3,960,116	<b>6,778,636</b>	<b>7,119,769</b>
<b>California</b>	6,236,792	36,869	<b>6,273,661</b>	63,842	41	<b>63,883</b>	<b>6,337,544</b>
<b>Florida</b>	1,006,303	1,300,153	<b>2,306,456</b>	27,750	0	<b>27,750</b>	<b>2,334,206</b>
<b>Maryland</b>	1,241,600	0	<b>1,241,600</b>	3,936	0	<b>3,936</b>	<b>1,245,536</b>
<b>Texas</b>	337,676	117,791	<b>455,467</b>	5,841	745,426	<b>751,267</b>	<b>1,206,734</b>
<b>Utah</b>	430,119	583,288	<b>1,013,407</b>	243	0	<b>243</b>	<b>1,013,650</b>
<b>Illinois</b>	221,379	0	<b>221,379</b>	153,642	6,416	<b>160,058</b>	<b>381,437</b>
<b>Ohio</b>	319,781	0	<b>319,781</b>	33,800	0	<b>33,800</b>	<b>353,581</b>
<b>New Hampshire</b>	313,123	0	<b>313,123</b>	24,111	0	<b>24,111</b>	<b>337,234</b>
<b>Alabama</b>	322,325	0	<b>322,325</b>	0	3,962	<b>3,962</b>	<b>326,287</b>
<b>Arkansas</b>	99,604	44,244	<b>143,848</b>	89,333	0	<b>89,333</b>	<b>233,181</b>
<b>Nevada</b>	200,441	0	<b>200,441</b>	18,031	0	<b>18,031</b>	<b>218,472</b>
<b>Tennessee</b>	150,615	1,142	<b>151,757</b>	18,235	16,122	<b>34,357</b>	<b>186,114</b>
<b>Georgia</b>	123,929	774	<b>124,703</b>	9,506	11,608	<b>21,114</b>	<b>145,817</b>
<b>No Address</b>	124,819	1,544	<b>126,363</b>	4,483	11,288	<b>15,771</b>	<b>142,134</b>
<b>Michigan</b>	128,086	0	<b>128,086</b>	0	0	<b>0</b>	<b>128,086</b>

State	Pistols	Revolvers	Total Handguns	Rifles	Shotguns	Total Long Guns	Total Guns
North Carolina	105,887	0	105,887	0	0	0	105,887
Arizona	83,922	0	83,922	9,644	0	9,644	93,566
Oregon	44	0	44	82,567	0	82,567	82,611
Vermont	56,174	0	56,174	26,323	0	26,323	82,497
New Jersey	1,064	8,181	9,245	38,039	0	38,039	47,284
Pennsylvania	48,426	0	48,426	7,661	3,271	10,932	59,358
Missouri	49,711	0	49,711	6,243	0	6,243	55,954
Colorado	36,550	0	36,550	19,030	0	19,030	55,580
Washington	17,274	0	17,274	34,808	0	34,808	52,082
Wyoming	9,109	38,237	47,346	0	0	0	47,346
Louisiana	0	0	0	26,963	0	26,963	26,963
Virginia	12,655	535	13,190	0	0	0	13,190
Minnesota	10,734	0	10,734	2,175	0	2,175	12,909
West Virginia	0	0	0	4,327	0	4,327	4,327
Montana	0	0	0	3,595	0	3,595	3,595
South Carolina	3,508	0	3,508	0	0	0	3,508
Maine	32	0	32	55,748	6,297	62,045	62,077
Wisconsin	0	0	0	0	2,550	2,550	2,550
<b>Total</b>	<b>18,365,387</b>	<b>15,239,649</b>	<b>33,605,036</b>	<b>19,127,801</b>	<b>13,621,728</b>	<b>32,749,529</b>	<b>66,354,565</b>

# Top 10 Firearm Producers by State

1975-1997

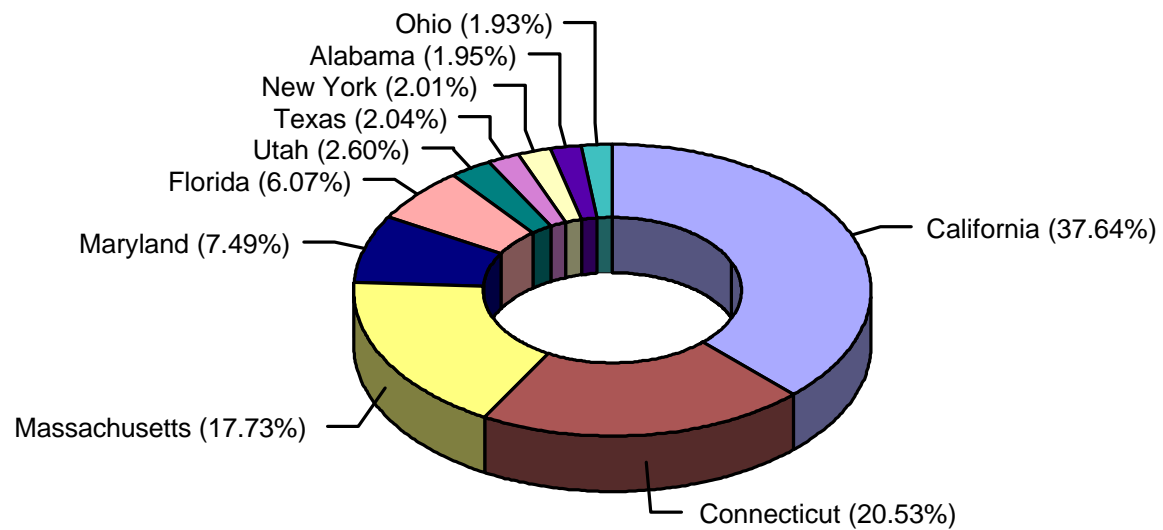


**Domestic Pistol Production 1975-1997**  
States Ranked By Production

State	Caliber						Total
	.22	.25	.32	.380	9mm	.45	
<b>California</b>	1,368,625	2,487,175	477,864	1,606,134	210,409	86,585	<b>6,236,792</b>
<b>Connecticut</b>	1,044,089	9	19,295	301,846	1,116,445	920,598	<b>3,402,282</b>
<b>Massachusetts</b>	547,243	0	0	84,266	1,768,592	537,774	<b>2,937,875</b>
<b>Maryland</b>	316,288	280,559	24,091	0	524,201	96,461	<b>1,241,600</b>
<b>Florida</b>	225,192	354,266	0	102,829	321,565	2,451	<b>1,006,303</b>
<b>Utah</b>	392,783	0	0	0	25,974	11,362	<b>430,119</b>
<b>Texas</b>	256,535	59	1,128	5,123	22,901	51,930	<b>337,676</b>
<b>New York</b>	132,275	74,450	10,098	30,744	3,048	82,933	<b>333,548</b>
<b>Alabama</b>	30,153	530	0	291,642	0	0	<b>322,325</b>
<b>Ohio</b>	0	0	0	21,526	199,978	98,277	<b>319,781</b>
<b>New Hampshire</b>	76,192	2,886	45,518	20,137	70,384	98,006	<b>313,123</b>
<b>Illinois</b>	92	0	6	1,943	21,267	198,071	<b>221,379</b>
<b>Nevada</b>	4,247	0	0	187,250	8,944	0	<b>200,441</b>
<b>Tennessee</b>	2	0	0	6,595	31,422	112,596	<b>150,615</b>
<b>Michigan</b>	573	127,513	0	0	0	0	<b>128,086</b>
<b>No Address</b>	51,401	6,490	58,886	7,814	228	0	<b>124,819</b>

State	Caliber						Total
	.22	.25	.32	.380	9mm	.45	
Georgia	1	0	0	18,278	96,378	9,272	123,929
North Carolina	0	0	0	0	105,887	0	105,887
Arkansas	67,926	16,376	5,135	10,070	97	0	99,604
Arizona	0	0	0	0	83,922	0	83,922
Missouri	46,779	1,935	0	994	3	0	49,711
Pennsylvania	0	0	0	16,216	0	32,210	48,426
Vermont	0	0	0	0	4,135	52,039	56,174
Colorado	36,550	0	0	0	0	0	36,550
Washington	1,790	375	0	200	4,548	10,361	17,274
Virginia	0	11,947	0	0	0	708	12,655
Minnesota	6,977	513	1,771	295	155	1,023	10,734
Wyoming	0	0	0	0	209	8,900	9,109
South Carolina	0	0	0	0	3,508	0	3,508
New Jersey	0	561	503	0	0	0	1,064
Maine	2	0	2	4	2	22	32
Oregon	44	0	0	0	0	0	44
<b>Total</b>	<b>4,605,759</b>	<b>3,365,644</b>	<b>644,297</b>	<b>2,713,906</b>	<b>4,624,202</b>	<b>2,411,579</b>	<b>18,365,387</b>

## Top 10 Pistol Producers by State 1975-1997



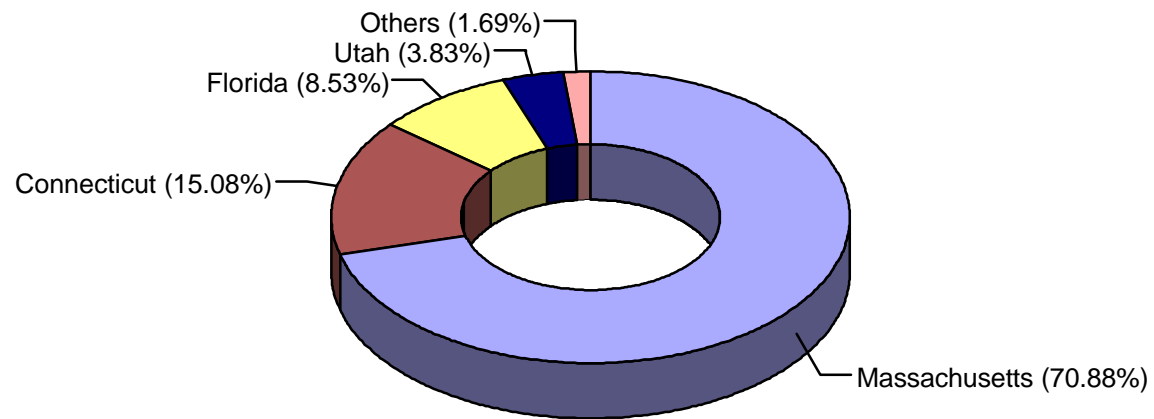
**Domestic Revolver Production 1975-1997**  
States Ranked By Production

State	Caliber						Total
	.22	.32	.38	.357	.44	.45	
<b>Massachusetts</b>	1,644,260	670,340	3,997,549	3,406,423	954,433	128,124	<b>10,801,129</b>
<b>Connecticut</b>	281,102	30,900	287,627	871,097	632,836	194,595	<b>2,298,157</b>
<b>Florida</b>	915,122	44,164	340,753	114	0	0	<b>1,300,153</b>
<b>Utah</b>	583,022	0	0	0	0	266	<b>583,288</b>
<b>Texas</b>	116,926	0	0	0	537	328	<b>117,791</b>
<b>Arkansas</b>	19,105	8,666	16,073	0	400	0	<b>44,244</b>
<b>Wyoming</b>	17,544	0	0	1,345	1,354	17,994	<b>38,237</b>
<b>California</b>	15,014	21,855	0	0	0	0	<b>36,869</b>
<b>New Jersey</b>	0	0	4,948	3,233	0	0	<b>8,181</b>
<b>New York</b>	20	0	0	2,445	4,741	379	<b>7,585</b>
<b>No Address</b>	0	1,544	0	0	0	0	<b>1,544</b>
<b>Tennessee</b>	0	0	0	0	0	1,142	<b>1,142</b>
<b>Georgia</b>	0	0	0	0	0	774	<b>774</b>
<b>Virginia</b>	0	0	0	0	0	535	<b>535</b>
<b>Total</b>	<b>3,592,115</b>	<b>777,469</b>	<b>4,646,950</b>	<b>4,284,657</b>	<b>1,594,301</b>	<b>344,137</b>	<b>15,239,629</b>



# Top 10 Revolver Producers by State

1975-1997

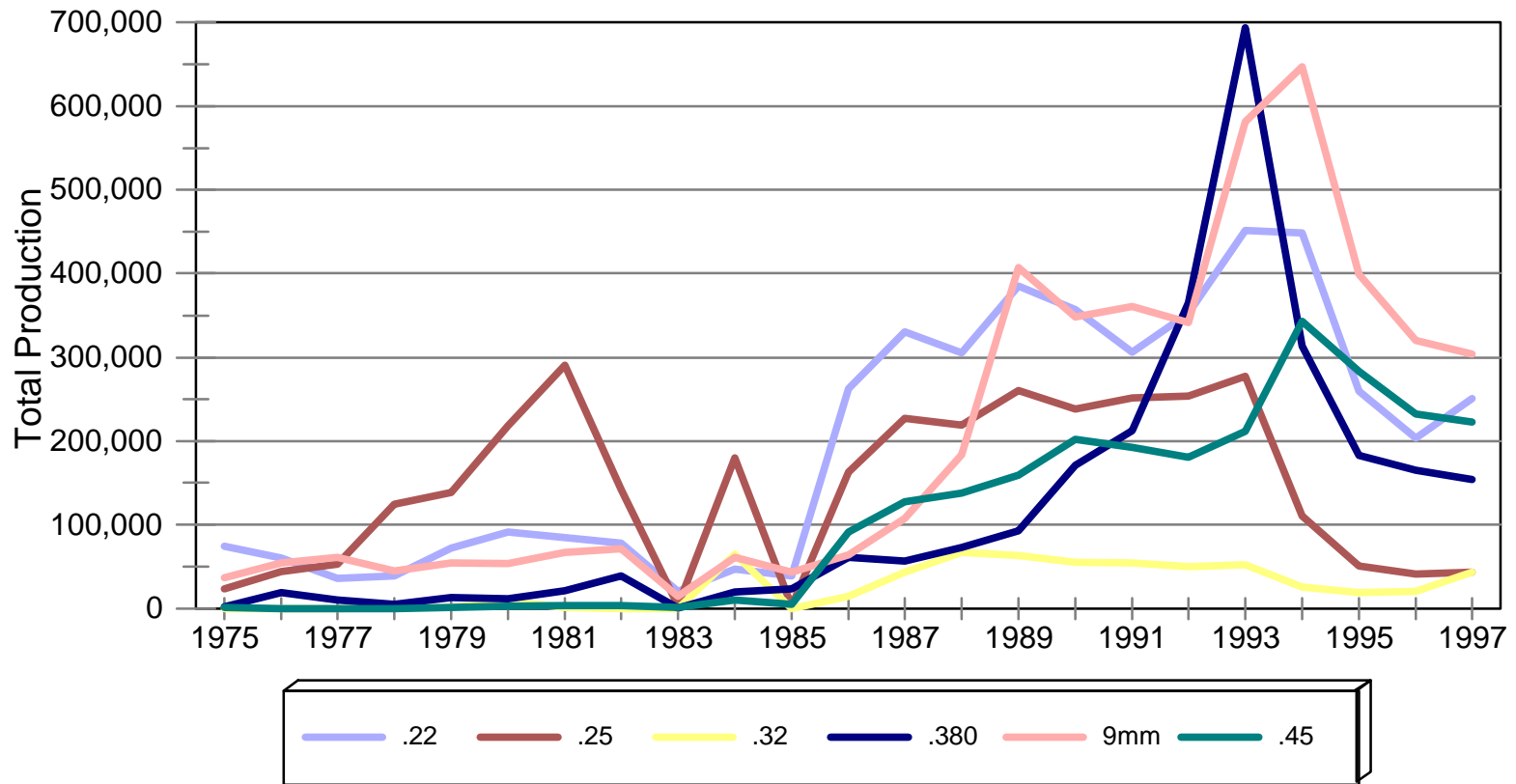


## Domestic Pistol Production 1975-1997

Year	Caliber						Total
	.22	.25	.32	.380	9mm	.45	
<b>1975</b>	74,599	23,996	0	2,027	36,243	1,281	<b>138,146</b>
<b>1976</b>	60,153	44,030	0	18,863	54,221	0	<b>177,267</b>
<b>1977</b>	35,653	53,258	246	10,663	61,152	0	<b>160,972</b>
<b>1978</b>	38,757	125,021	820	5,203	44,560	69	<b>214,430</b>
<b>1979</b>	72,313	138,798	1,104	13,223	54,067	851	<b>280,356</b>
<b>1980</b>	91,515	218,879	8,864	11,569	53,652	2,763	<b>387,242</b>
<b>1981</b>	85,034	291,057	1,092	20,719	66,881	3,260	<b>468,043</b>
<b>1982</b>	78,146	142,517	0	38,448	70,993	3,620	<b>333,724</b>
<b>1983</b>	20,521	3,418	0	502	14,848	888	<b>40,177</b>
<b>1984</b>	46,891	180,123	64,444	19,788	60,628	9,783	<b>381,657</b>
<b>1985</b>	38,517	2,790	127	23,574	43,004	4,695	<b>112,707</b>
<b>1986</b>	262,349	162,841	14,953	60,989	64,109	91,437	<b>656,678</b>
<b>1987</b>	330,657	226,788	42,990	56,093	107,843	127,260	<b>891,631</b>
<b>1988</b>	305,184	219,145	66,918	73,110	183,144	138,191	<b>985,692</b>
<b>1989</b>	385,225	259,990	63,652	92,868	406,836	159,279	<b>1,367,850</b>
<b>1990</b>	357,213	238,032	55,235	171,204	348,394	202,065	<b>1,372,143</b>

Year	Caliber						Total
	.22	.25	.32	.380	9mm	.45	
<b>1991</b>	305,869	251,883	54,635	212,611	360,386	192,259	<b>1,377,643</b>
<b>1992</b>	352,725	253,734	50,076	365,303	341,836	180,265	<b>1,543,939</b>
<b>1993</b>	451,416	277,237	52,022	693,855	581,385	211,395	<b>2,267,310</b>
<b>1994</b>	448,491	110,673	25,761	313,656	647,129	343,560	<b>1,889,270</b>
<b>1995</b>	259,230	50,917	19,128	182,651	398,930	283,303	<b>1,194,159</b>
<b>1996</b>	203,306	40,952	20,520	165,326	320,381	232,608	<b>983,093</b>
<b>1997</b>	250,594	43,075	42,824	153,847	303,352	222,747	<b>1,016,439</b>
<b>Total</b>	<b>4,554,358</b>	<b>3,359,154</b>	<b>585,411</b>	<b>2,706,092</b>	<b>4,623,974</b>	<b>2,411,579</b>	<b>18,240,568</b>

# Domestic Pistol Production By Caliber, 1975-1997

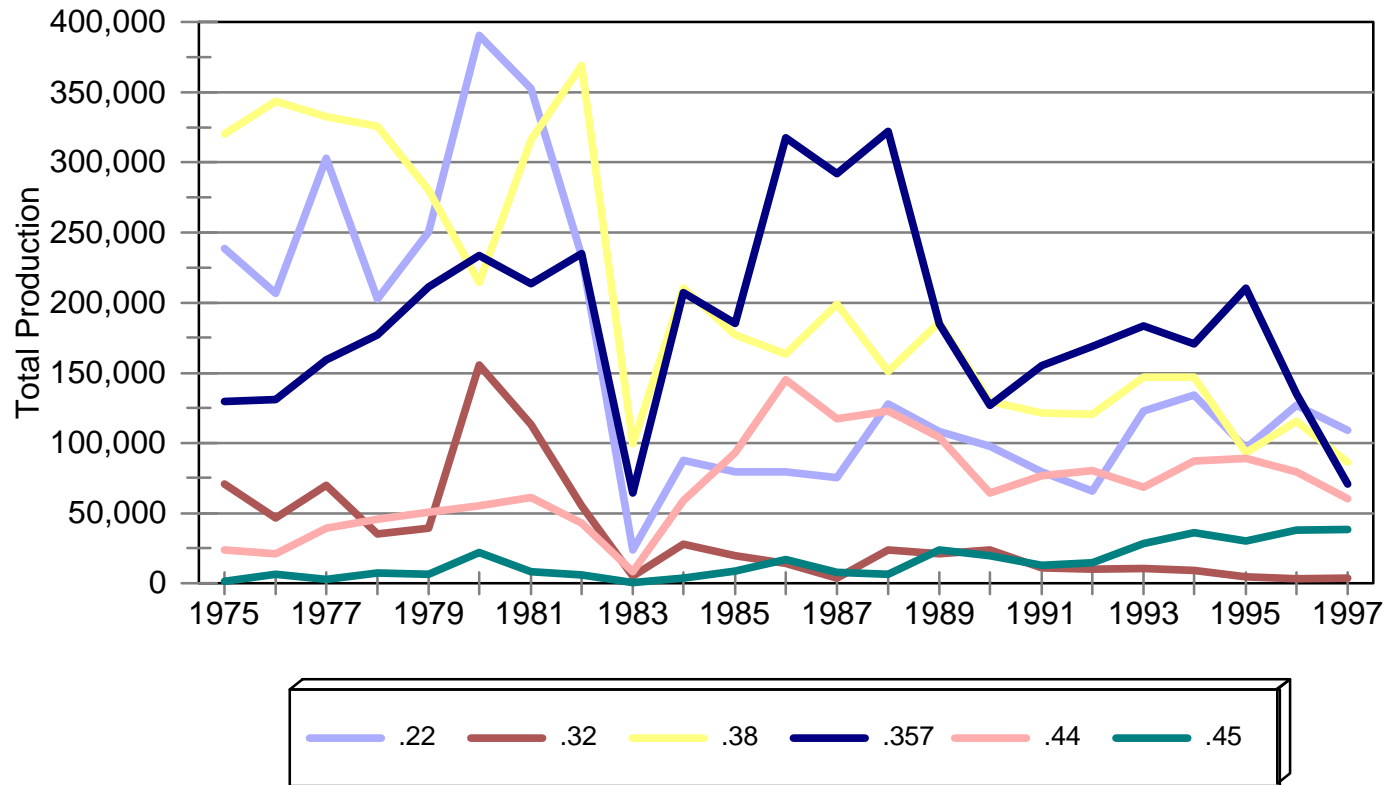


### Domestic Revolver Production 1975-1997

Year	Caliber						Total
	.22	.32	.38	.357	.44	.45	
<b>1975</b>	238,532	70,724	320,471	129,843	23,407	1,347	<b>784,324</b>
<b>1976</b>	206,707	46,305	343,480	130,916	21,275	5,995	<b>754,678</b>
<b>1977</b>	302,973	69,578	332,608	159,517	39,389	2,707	<b>906,772</b>
<b>1978</b>	202,755	35,058	325,801	176,992	45,472	7,036	<b>793,114</b>
<b>1979</b>	250,555	39,260	280,217	211,214	50,466	6,274	<b>837,986</b>
<b>1980</b>	390,289	155,567	214,473	233,679	55,396	21,787	<b>1,071,191</b>
<b>1981</b>	353,068	113,269	315,903	213,407	61,042	8,304	<b>1,064,993</b>
<b>1982</b>	233,644	55,390	368,867	235,109	42,529	5,699	<b>941,238</b>
<b>1983</b>	23,384	4,940	99,233	64,037	8,305	289	<b>200,188</b>
<b>1984</b>	87,617	27,721	210,289	207,250	59,034	3,739	<b>595,650</b>
<b>1985</b>	79,374	19,918	176,821	185,183	93,146	8,509	<b>562,951</b>
<b>1986</b>	79,551	14,075	163,011	317,549	144,933	16,562	<b>735,681</b>
<b>1987</b>	75,492	3,703	198,993	292,213	116,904	7,834	<b>695,139</b>
<b>1988</b>	127,621	23,563	151,116	322,265	122,903	6,474	<b>753,942</b>

Year	Caliber						Total
	.22	.32	.38	.357	.44	.45	
<b>1989</b>	108,290	20,816	186,228	184,695	104,127	24,000	<b>628,156</b>
<b>1990</b>	97,712	23,948	129,849	126,988	64,468	19,547	<b>462,512</b>
<b>1991</b>	79,659	10,954	121,370	155,208	76,545	13,087	<b>456,823</b>
<b>1992</b>	65,855	10,234	120,633	168,708	80,233	14,548	<b>460,211</b>
<b>1993</b>	122,474	10,416	146,753	183,315	68,207	28,262	<b>559,427</b>
<b>1994</b>	133,979	9,157	146,595	170,699	87,122	35,802	<b>583,354</b>
<b>1995</b>	96,182	4,378	92,884	210,372	89,199	30,081	<b>523,096</b>
<b>1996</b>	127,114	3,077	115,420	134,773	79,669	37,895	<b>497,948</b>
<b>1997</b>	109,288	3,874	85,935	70,725	60,530	38,359	<b>368,711</b>
<b>Total</b>	<b>3,592,115</b>	<b>775,925</b>	<b>4,646,950</b>	<b>4,284,657</b>	<b>1,594,301</b>	<b>344,137</b>	<b>15,238,085</b>

## Domestic Revolver Production By Caliber, 1975-1997



### Domestic Long Gun Production 1975-1997

Year	Rifle	Shotgun	Total
1975	447,110	199,477	646,587
1976	602,241	102,585	704,826
1977	706,787	165,659	872,446
1978	563,498	112,324	675,822
1979	600,955	170,809	771,764
1980	687,733	428,069	1,115,802
1981	892,257	277,564	1,169,821
1982	546,750	201,730	748,480
1983	121,605	51,441	173,046
1984	55,334	279,374	334,708
1985	44,224	167,626	211,850
1986	956,518	636,104	1,592,622

Year	Rifle	Shotgun	Total
1987	1,007,033	846,383	1,853,416
1988	1,108,414	927,650	2,036,064
1989	1,308,404	935,071	2,243,475
1990	1,135,363	848,695	1,984,058
1991	866,028	826,730	1,692,758
1992	996,786	1,017,684	2,014,470
1993	1,165,990	1,148,113	2,314,103
1994	1,317,892	1,254,503	2,572,395
1995	1,327,338	1,173,202	2,500,540
1996	1,420,931	924,183	2,345,114
1997	1,243,948	915,464	2,159,412
<b>Total</b>	<b>19,123,318</b>	<b>13,610,440</b>	<b>32,733,758</b>



# Domestic Long Gun Production 1975-1997

