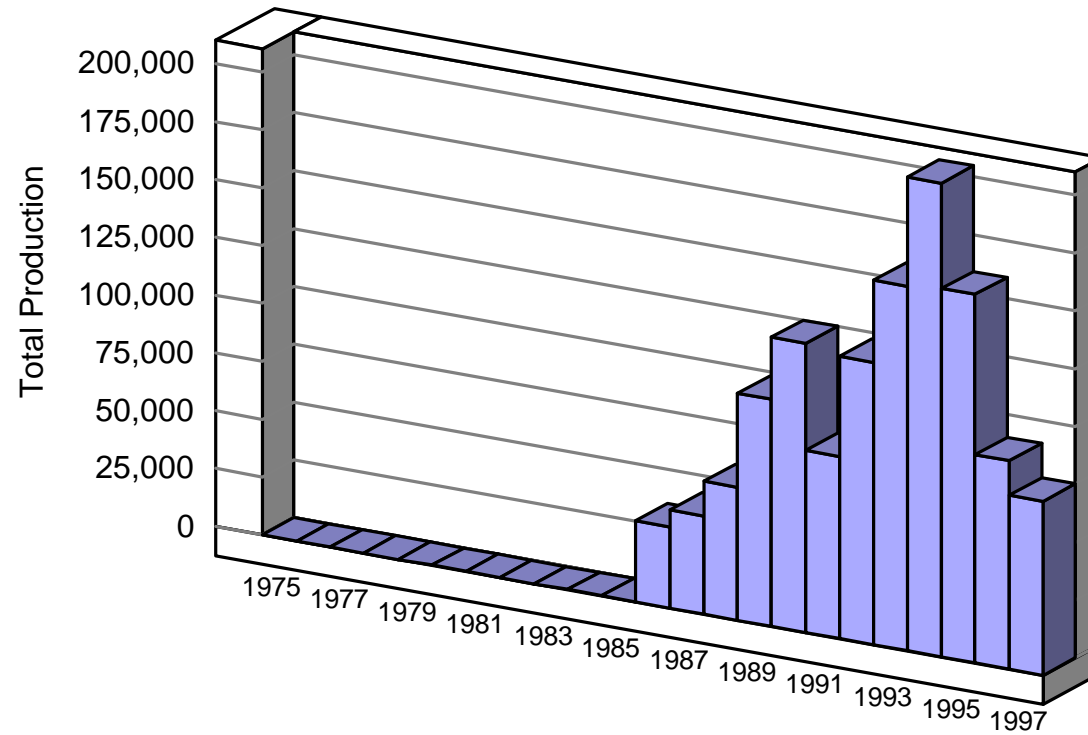


Maryland Firearms Production 1975-1997

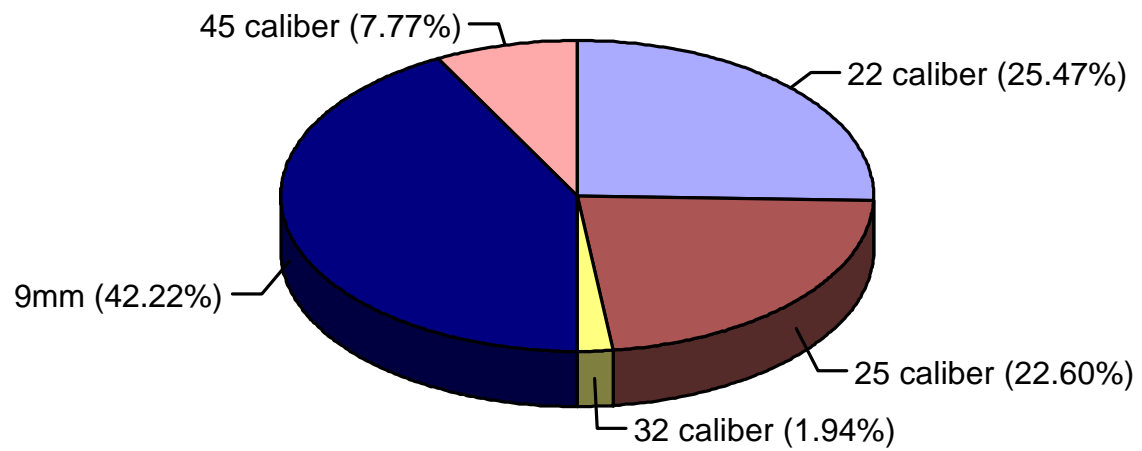


Maryland Pistol Production

Year	Caliber						Total
	.22	.25	.32	.380	9mm	.45	
1986	18,388	16,648	0	0	0	0	35,036
1987	12,881	29,611	0	0	0	0	42,492
1988	22,914	10,670	0	0	23,737	0	57,321
1989	19,777	26,629	0	0	51,574	0	97,980
1990	33,919	29,809	0	0	61,299	0	125,027
1991	10,926	22,345	0	0	45,537	0	78,808
1992	34,368	35,443	0	0	48,836	3,460	122,107
1993	52,672	32,591	0	0	63,646	8,687	157,596
1994	55,803	45,523	0	0	82,879	17,312	201,517
1995	23,976	21,761	0	0	80,735	32,386	158,858
1996	21,523	4,791	4,429	0	36,734	22,225	89,702
1997	9,141	4,738	19,662	0	29,224	12,391	75,156
Total	316,288	280,559	24,091	0	524,201	96,461	1,241,600

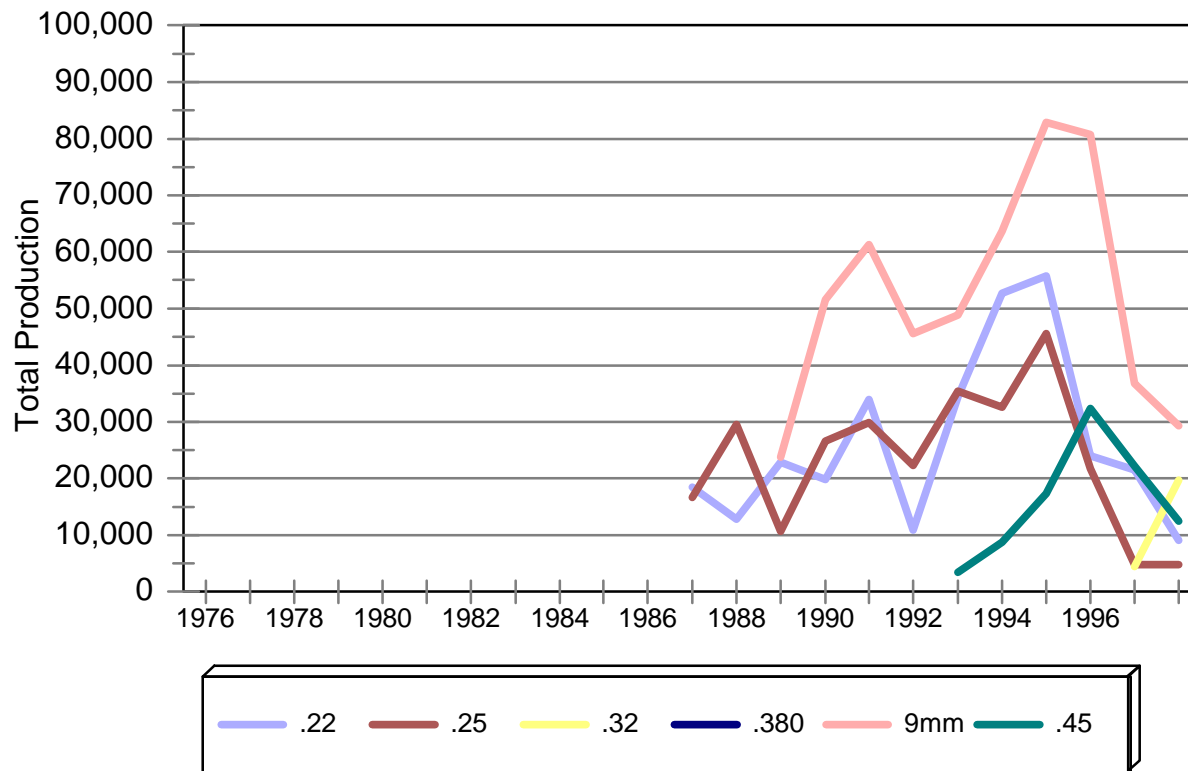
Maryland Pistol Production

By Caliber, 1975-1997



Maryland Pistol Production

By Caliber, 1975-1997



Maryland Long Gun Production

Year	Rifle	Shotgun	Total
1994	3,251	0	3,251
1995	289	0	289
1996	390	0	390
1997	6	0	6
Total	3,936	0	3,936

Maryland Long Gun Production

1975-1997

