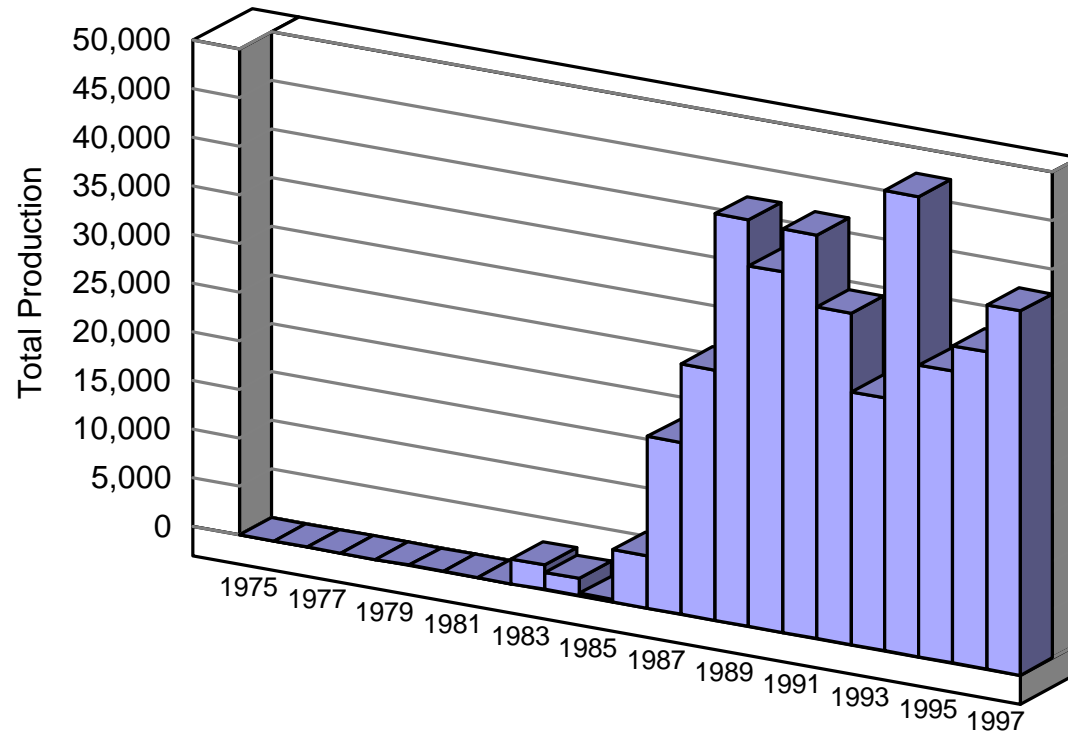


Illinois Firearms Production 1975-1997

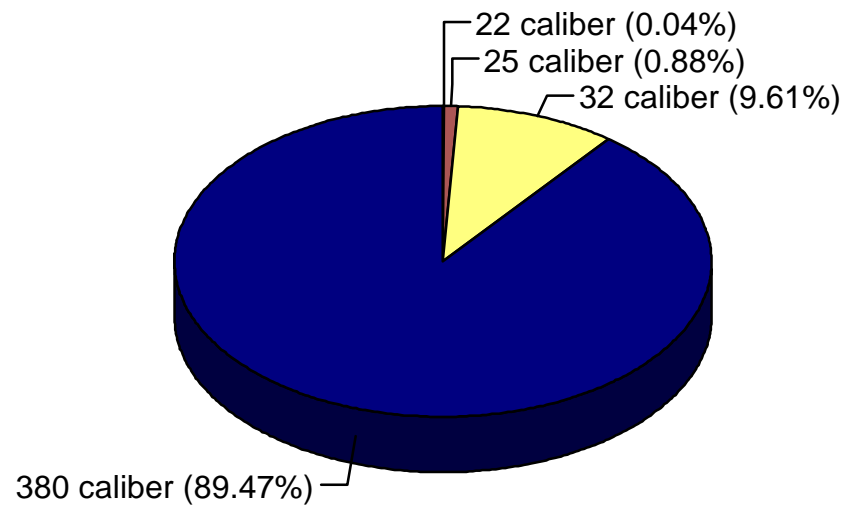


Illinois Pistol Production

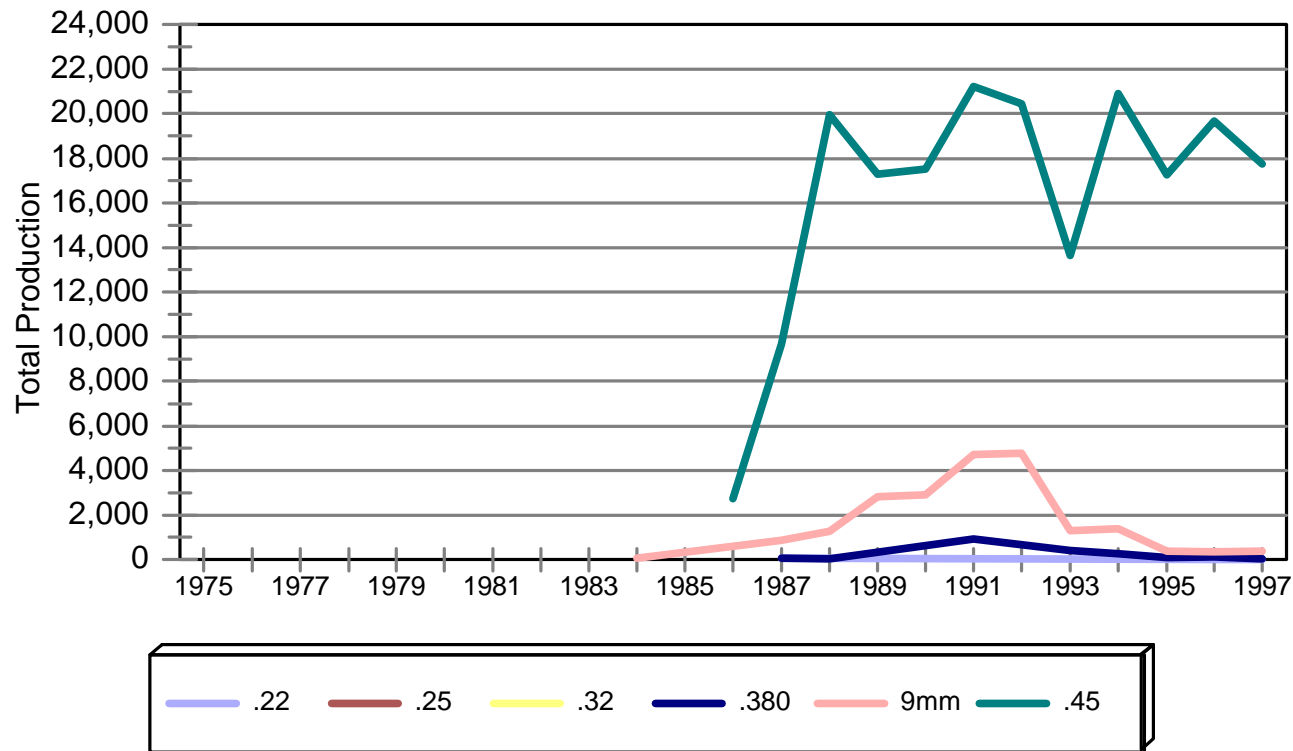
Year	Caliber						Total
	.22	.25	.32	.380	9mm	.45	
1984	0	0	0	0	59	0	59
1985	0	0	0	0	0	0	0
1986	0	0	0	0	0	2,749	2,749
1987	74	0	6	71	862	9,672	10,685
1988	0	0	0	43	1,260	19,955	21,258
1989	0	0	0	0	2,836	17,302	20,138
1990	0	0	0	0	2,900	17,512	20,412
1991	0	0	0	925	4,726	21,206	26,857
1992	0	0	0	0	4,780	20,448	25,228
1993	0	0	0	409	1,303	13,656	15,368
1994	0	0	0	247	1,394	20,910	22,551
1995	0	0	0	80	397	17,251	17,728
1996	10	0	0	123	356	19,664	20,153
1997	8	0	0	45	394	17,746	18,193
Total	92	0	6	1,943	21,267	198,071	221,379

Illinois Pistol Production

By Caliber, 1975-1997



Illinois Pistol Production By Caliber, 1975-1997



Illinois Long Gun Production

Year	Rifle	Shotgun	Total
1983	2,536	0	2,536
1984	1,721	0	1,721
1985	236	0	236
1986	2,567	64	2,631
1987	6,959	11	6,970
1988	4,497	7	4,504
1989	21,670	2	21,672
1990	15,819	862	16,681
1991	14,649	0	14,649
1992	7,059	1,807	8,866
1993	10,644	0	10,644
1994	24,788	0	24,788
1995	12,261	0	12,261
1996	12,464	0	12,464
1997	15,593	3,663	19,256
Total	153,463	6,416	159,879

Illinois Long Gun Production 1975-1997

